



# Statutory Budget



2019-2020

**Contents:**

Statutory Budget  
Management Budget  
Carryovers/Unspent Grants & Contributions  
Operating & Capital Bids  
Fees & Charges



**TABLE OF CONTENTS**

Statement of Comprehensive Income by Nature or Type	2
Basis of Preparation	3
Statement of Comprehensive Income by Program	4
Statement of Cash Flows	7
Rate Setting Statement by Program	8
Rates and Service Charges	9 to 12
Notes to and forming part of the budget	13 to 33
Management Budget - Statutory Reporting Programs	34 to 62
Reserves Budget	63
Carryovers	64-65
Unspent Grants and Contributions	66
Operating and Capital Bids	67 to 78
Capital Expenditure Work Orders	79 to 83
Fees and Charges	Appendix 1

# Shire of Esperance Statutory Budget

For the year ending 30th June 2020

## Statement of Comprehensive Income by Nature & Type

	NOTE	2019/20 Budget	2018/19 Actual	2018/19 Budget
		\$	\$	\$
<b>Revenue</b>				
Rates	1a	21,343,597	20,697,721	20,592,577
Operating grants, subsidies and contributions	9	7,853,178	10,957,057	7,472,224
Fees and charges	8	8,719,973	9,872,602	9,306,174
Interest earnings	10(a)	992,873	1,065,179	932,376
Other revenue	10(b)	797,183	1,010,351	800,427
		39,706,804	43,602,910	39,103,778
<b>Expenses</b>				
Employee costs		(16,500,644)	(15,278,063)	(15,658,376)
Materials and contracts		(14,841,025)	(10,591,794)	(14,160,573)
Utility charges		(1,060,104)	(1,163,850)	(1,174,740)
Depreciation on non-current assets	5	(16,175,460)	(16,202,277)	(16,236,002)
Interest expenses	10(d)	(96,887)	(98,578)	(94,330)
Insurance expenses		(724,447)	(988,354)	(801,339)
Other expenditure		(571,891)	(652,185)	(1,338,486)
		(49,970,458)	(44,975,101)	(49,463,846)
<b>Subtotal</b>		(10,263,654)	(1,372,191)	(10,360,068)
Non-operating grants, subsidies and contributions	9	12,868,597	8,772,890	14,847,976
Profit on asset disposals	4(b)	256,711	46,089	215,430
Loss on asset disposals	4(b)	(111,641)	(303,687)	(182,620)
		13,013,667	8,515,292	14,880,786
<b>Net result</b>		<b>2,750,013</b>	<b>7,143,101</b>	<b>4,520,718</b>
<b>Other comprehensive income</b>				
Changes on revaluation of non-current assets		0	0	0
<b>Total other comprehensive income</b>		<b>0</b>	<b>0</b>	<b>0</b>
<b>Total comprehensive income</b>		<b>2,750,013</b>	<b>7,143,101</b>	<b>4,520,718</b>

This statement is to be read in conjunction with the accompanying notes.

#### **BASIS OF PREPARATION**

The budget has been prepared in accordance with Australian Accounting Standards (as they apply to local governments and not-for-profit entities) and interpretations of the Australian Accounting Standards Board, and the *Local Government Act 1995* and accompanying regulations. The *Local Government (Financial Management) Regulations 1996* take precedence over Australian Accounting Standards. Regulation 16 prohibits a local government from recognising as assets Crown land that is a public thoroughfare, such as land under roads, and land not owned by but under the control or management of the local government, unless it is a golf course, showground, racecourse or recreational facility of State or regional significance. Consequently, some assets, including land under roads acquired on or after 1 July 2008, have not been recognised in this budget. This is not in accordance with the requirements of AASB 1051 *Land Under Roads* paragraph 15 and AASB 116 *Property, Plant and Equipment* paragraph 7.

Accounting policies which have been adopted in the preparation of this budget have been consistently applied unless stated otherwise. Except for cash flow and rate setting information, the budget has been prepared on the accrual basis and is based on historical costs, modified, where applicable, by the measurement at fair value of selected non-current assets, financial assets and liabilities.

#### **THE LOCAL GOVERNMENT REPORTING ENTITY**

All funds through which the Shire of Esperance controls resources to carry on its functions have been included in the financial statements forming part of this budget.

In the process of reporting on the local government as a single unit, all transactions and balances between those Funds (for example, loans and transfers between Funds) have been eliminated.

All monies held in the Trust Fund are excluded from the financial statements.  
#NAME?

#### **2018/19 ACTUAL BALANCES**

Balances shown in this budget as 2018/19 Actual are estimates as forecast at the time of budget preparation and are subject to final adjustments.

#### **CHANGE IN ACCOUNTING POLICIES**

On the 1 July 2019 the following new accounting policies are to be adopted and have impacted on the preparation of the budget:

- AASB 15 - Revenue from Contracts with Customers;
- AASB 16 - Leases; and
- AASB 1058 - Income of Not-for-Profit Entities.

Explanation of the changes arising from these standards is provided at Note 16.

#### **KEY TERMS AND DEFINITIONS - NATURE OR TYPE**

##### **REVENUES**

###### **RATES**

All rates levied under the *Local Government Act 1995*. Includes general, differential, specified area rates, minimum rates, interim rates, back rates, ex-gratia rates, less discounts offered. Exclude administration fees, interest on instalments, interest on arrears, service charges and sewerage rates.

###### **SERVICE CHARGES**

Service charges imposed under Division 6 of Part 6 of the *Local Government Act 1995*. Regulation 54 of the *Local Government (Financial Management) Regulations 1996* identifies these as television and radio broadcasting, underground electricity and neighbourhood surveillance services.

Excludes rubbish removal charges. Interest and other items of a similar nature received from bank and investment accounts, interest on rate instalments, interest on rate arrears and interest on debtors.

###### **PROFIT ON ASSET DISPOSAL**

Profit on the disposal of assets including gains on the disposal of long term investments. Losses are disclosed under the expenditure classifications.

#### **REVENUES (CONTINUED)**

##### **OPERATING GRANTS, SUBSIDIES AND CONTRIBUTIONS**

Refer to all amounts received as grants, subsidies and contributions that are not non-operating grants.

##### **NON-OPERATING GRANTS, SUBSIDIES AND CONTRIBUTIONS**

Amounts received specifically for the acquisition, construction of new or the upgrading of non-current assets paid to a local government, irrespective of whether these amounts are received as capital grants, subsidies, contributions or donations.

##### **FEES AND CHARGES**

Revenue (other than service charges) from the use of facilities and charges made for local government services, sewerage rates, rentals, hire charges, fee for service, photocopying charges, licences, sale of goods or information, fines, penalties and administration fees. Local governments may wish to disclose more detail such as rubbish collection fees, rental of property, fines and penalties, other fees and charges.

##### **INTEREST EARNINGS**

Interest and other items of a similar nature received from bank and investment accounts, interest on rate instalments, interest on rate arrears and interest on debtors.

##### **OTHER REVENUE / INCOME**

Other revenue, which can not be classified under the above headings, includes dividends, discounts, and rebates. Reimbursements and recoveries should be separated by note to ensure the correct calculation of ratios.

#### **EXPENSES**

##### **EMPLOYEE COSTS**

All costs associated with the employment of person such as salaries, wages, allowances, benefits such as vehicle and housing, superannuation, employment expenses, removal expenses, relocation expenses, worker's compensation insurance, training costs, conferences safety expenses, medical examinations, fringe benefit tax, etc.

##### **MATERIALS AND CONTRACTS**

All expenditures on materials, supplies and contracts not classified under other headings. These include supply of goods and materials, legal expenses, consultancy, maintenance agreements, communication expenses, advertising expenses, membership, periodicals, publications, hire expenses, rental, leases, postage and freight etc. Local governments may wish to disclose more detail such as contract services, consultancy, information technology, rental or lease expenditures.

##### **UTILITIES (GAS, ELECTRICITY, WATER, ETC.)**

Expenditures made to the respective agencies for the provision of power, gas or water. Exclude expenditures incurred for the reinstatement of roadwork on behalf of these agencies.

##### **INSURANCE**

All insurance other than worker's compensation and health benefit insurance included as a cost of employment.

##### **LOSS ON ASSET DISPOSAL**

Loss on the disposal of fixed assets includes loss on disposal of long term investments.

##### **DEPRECIATION ON NON-CURRENT ASSETS**

Depreciation expense raised on all classes of assets.

##### **INTEREST EXPENSES**

Interest and other costs of finance paid, including costs of finance for loan debentures, overdraft accommodation and refinancing expenses.

##### **OTHER EXPENDITURE**

Statutory fees, taxes, provision for bad debts, member's fees or State taxes. Donations and subsidies made to community groups.



# Shire of Esperance Statutory Budget

For the year ending 30th June 2020

## Statement of Comprehensive Income by Reporting Program

	NOTE	2019/20 Budget	2018/19 Actual	2018/19 Budget
<b>Revenue</b>	1, 8, 9, 10(a),(b)	\$	\$	\$
Governance		307,943	476,385	321,036
General purpose funding		24,825,895	27,017,964	23,839,355
Law, order, public safety		1,059,309	549,236	1,000,964
Health		59,500	63,664	63,500
Education and welfare		4,272,447	4,131,306	3,948,603
Community amenities		4,637,940	4,751,705	4,633,840
Recreation and culture		1,870,660	1,790,151	1,695,259
Transport		1,308,000	1,372,159	1,330,027
Economic services		902,700	2,869,620	1,741,737
Other property and services		462,410	580,720	529,457
		39,706,804	43,602,910	39,103,778
<b>Expenses excluding finance costs</b>	5, 10(c),(e),(f)			
Governance		(2,477,368)	(2,673,063)	(2,410,240)
General purpose funding		(453,344)	(524,360)	(560,937)
Law, order, public safety		(1,862,759)	(1,945,868)	(1,761,569)
Health		(423,176)	(406,132)	(416,855)
Education and welfare		(5,260,935)	(4,021,175)	(4,883,383)
Community amenities		(5,163,798)	(5,102,635)	(5,519,464)
Recreation and culture		(12,817,735)	(10,160,626)	(13,382,454)
Transport		(16,855,155)	(16,584,893)	(16,300,344)
Economic services		(3,686,876)	(2,854,295)	(3,140,977)
Other property and services		(872,425)	(603,476)	(993,293)
		(49,873,571)	(44,876,523)	(49,369,516)
<b>Finance costs</b>	6, 10(d)			
Recreation and culture		(52,160)	(51,606)	(47,354)
Other property and services		(44,727)	(46,972)	(46,976)
		(96,887)	(98,578)	(94,330)
<b>Subtotal</b>		(10,263,654)	(1,372,191)	(10,360,068)
Non-operating grants, subsidies and contributions	9	12,868,597	8,772,890	14,847,976
Profit on disposal of assets	4(b)	256,711	46,089	215,430
(Loss) on disposal of assets	4(b)	(111,641)	(303,687)	(182,620)
		13,013,667	8,515,292	14,880,786
<b>Net result</b>		<b>2,750,013</b>	<b>7,143,101</b>	<b>4,520,718</b>
<b>Other comprehensive income</b>				
Changes on revaluation of non-current assets		0	0	0
<b>Total other comprehensive income</b>		<b>0</b>	<b>0</b>	<b>0</b>
<b>Total comprehensive income</b>		<b>2,750,013</b>	<b>7,143,101</b>	<b>4,520,718</b>

This statement is to be read in conjunction with the accompanying notes.

### **COMMUNITY VISION**

Esperance is spectacular. We have a vibrant, welcoming community that encourages new people to our region and gives a sense of belonging to those who live here.

We value our natural resources and accept the responsibility to manage them for future generations to enjoy. We aim to strengthen and diversify the regions economic base in a way that complements our social and environmental values.

We are strategically located as a diverse and dynamic region that is committed to a sustainable change and growth. Above all, we are a community that makes it happen.

### **OBJECTIVE**

#### **GOVERNANCE**

To provide a decision making process for the efficient allocation of scarce resources.

### **ACTIVITIES**

Includes the activities of members of Council (Councillors) and the administrative support services available to the Council for the provision of governance of the district. Other costs relate to the tasks of assisting elected members and ratepayers on matters which do not concern specific council services.

#### **GENERAL PURPOSE FUNDING**

To collect revenue to allow for the provision of services.

Rates, general purpose government grants and interest revenue.

#### **LAW, ORDER, PUBLIC SAFETY**

To provide services to help ensure a safer and and environmentally conscious community.

Supervision and enforcement of various local laws relating to fire prevention, animal control and protection of the environment and other aspects of public safety including beaches and emergency services.

#### **HEALTH**

To provide an operational framework for good community health.

Inspection of food outlets and their control as well as provision of meat inspection services, noise control and waste disposal compliance.

#### **EDUCATION AND WELFARE**

To provide services to disadvantaged persons, the elderly, children and youth.

Maintenance of child minding centre, playgroup centre, senior citizens centre and aged care centre. Provision and maintenance of home and community care programs and youth support services.

#### **COMMUNITY AMENITIES**

To provide services required by the community.

Rubbish collection services, operation of rubbish disposal sites, litter control, construction and maintenance of urban storm water drains, protection of the environment and administration of town planning schemes, cemetery and public conveniences.

**RECREATION AND CULTURE**

To establish and effectively manage infrastructure and resources which will help the social well being of the community.

Maintenance of public halls, civic centre, aquatic centre, beaches, recreation centres and various sporting facilities. Provision and maintenance of parks, gardens and playgrounds. Operation of library, museum and other cultural facilities.

**TRANSPORT**

To provide safe, effective and efficient transport services to the community.

Construction and maintenance of roads, streets, footpaths, depots, cycleways, parking facilities and traffic control. Cleaning of streets and maintenance of street trees, streetlighting etc. Provision and operation of airport. Provision of licensing facilities.

**ECONOMIC SERVICES**

To help promote the Shire and its economic well being.

Tourism and area promotion including the maintenance and operation of a caravan park. Provision of rural services including weed control, vermin control and standpipes. Building control.

**OTHER PROPERTY AND SERVICES**

To monitor and control Council's overheads operating accounts.

Private works, plant repair and operation costs and engineering operation costs.

# Shire of Esperance Statutory Budget

For the year ending 30th June 2020

## Statement of Cash Flows

	NOTE	2019/20 Budget	2018/19 Actual	2018/19 Budget
		\$	\$	\$
<b>CASH FLOWS FROM OPERATING ACTIVITIES</b>				
<b>Receipts</b>				
Rates		21,343,597	20,644,551	20,592,577
Operating grants, subsidies and contributions		9,753,178	11,677,635	7,674,530
Fees and charges		8,719,973	9,872,602	9,306,174
Interest earnings		992,873	1,065,179	932,376
Goods and services tax		0	(165,565)	0
Other revenue		797,183	1,010,351	800,427
		41,606,804	44,104,753	39,306,084
<b>Payments</b>				
Employee costs		(15,571,090)	(15,045,150)	(15,405,441)
Materials and contracts		(15,972,525)	(10,014,175)	(12,438,856)
Utility charges		(1,060,104)	(1,163,850)	(1,174,740)
Interest expenses		(91,887)	(103,121)	(89,330)
Insurance expenses		(724,447)	(988,354)	(801,339)
Goods and services tax		(223,282)	0	0
Other expenditure		(571,891)	(652,185)	(1,338,486)
		(34,215,226)	(27,966,835)	(31,248,192)
<b>Net cash provided by (used in) operating activities</b>	3	7,391,578	16,137,918	8,057,892
<b>CASH FLOWS FROM INVESTING ACTIVITIES</b>				
Payments for development of land held for resale	4(a)	(860,000)	0	(860,000)
Payments for purchase of property, plant & equipment	4(a)	(14,078,230)	(4,236,171)	(12,902,888)
Payments for construction of infrastructure	4(a)	(24,665,626)	(13,749,915)	(23,318,542)
Non-operating grants, subsidies and contributions used for the development of assets	9	12,868,597	8,772,890	14,847,976
Proceeds from sale of land held for resale	4(b)	350,000	0	350,000
Proceeds from sale of plant & equipment	4(b)	377,743	839,139	821,234
<b>Net cash provided by (used in) investing activities</b>		(26,007,516)	(8,374,057)	(21,062,220)
<b>CASH FLOWS FROM FINANCING ACTIVITIES</b>				
Repayment of borrowings	6(a)	(196,299)	(126,962)	(121,309)
Advances to community groups	6(a)	0	(260,000)	0
Proceeds from self supporting loans	6(a)	150,460	83,126	77,474
Proceeds from new borrowings	6(a)	0	260,000	1,000,000
<b>Net cash provided by (used in) financing activities</b>		(45,839)	(43,836)	956,165
<b>Net increase (decrease) in cash held</b>		(18,661,777)	7,720,025	(12,048,163)
Cash at beginning of year		40,526,126	32,806,101	32,806,101
<b>Cash and cash equivalents at the end of the year</b>	3	<b>21,864,349</b>	<b>40,526,126</b>	<b>20,757,938</b>

This statement is to be read in conjunction with the accompanying notes.



# Shire of Esperance Statutory Budget

For the year ending 30th June 2020

## Rate Setting Statement

	NOTE	2019/20 Budget	2018/19 Actual	2018/19 Budget
		\$	\$	\$
<b>OPERATING ACTIVITIES</b>				
<b>Net current assets at start of financial year - surplus/(deficit)</b>	2 (b)(i)	3,514,599	4,459,140	4,454,211
		3,514,599	4,459,140	4,454,211
<b>Revenue from operating activities (excluding rates)</b>				
Governance		349,460	476,385	321,036
General purpose funding		3,482,298	6,320,243	3,246,778
Law, order, public safety		1,069,309	551,276	1,000,964
Health		59,500	63,664	67,471
Education and welfare		4,272,447	4,131,829	3,948,603
Community amenities		4,639,940	4,759,169	4,638,452
Recreation and culture		1,874,171	1,790,151	1,695,259
Transport		1,332,683	1,396,659	1,340,569
Economic services		902,700	2,869,620	1,741,737
Other property and services		637,410	592,282	725,762
		18,619,918	22,951,278	18,726,631
<b>Expenditure from operating activities</b>				
Governance		(2,477,368)	(2,673,063)	(2,410,240)
General purpose funding		(453,344)	(524,360)	(560,937)
Law, order, public safety		(1,862,759)	(1,945,868)	(1,761,569)
Health		(423,176)	(406,132)	(416,855)
Education and welfare		(5,260,935)	(4,021,175)	(4,883,383)
Community amenities		(5,163,298)	(5,153,988)	(5,519,464)
Recreation and culture		(12,869,895)	(10,213,784)	(13,434,965)
Transport		(16,744,014)	(16,825,652)	(16,469,443)
Economic services		(3,686,876)	(2,854,295)	(3,149,341)
Other property and services		(917,152)	(660,471)	(1,040,269)
		(49,858,817)	(45,278,788)	(49,646,466)
Non-cash amounts excluded from operating activities	2 (b)(ii)	16,020,107	16,337,883	16,413,192
<b>Amount attributable to operating activities</b>		(11,704,193)	(1,530,487)	(10,052,432)
<b>INVESTING ACTIVITIES</b>				
Non-operating grants, subsidies and contributions	9	12,868,597	8,772,890	14,847,976
Purchase land held for resale	4(a)	(860,000)	0	(860,000)
Purchase property, plant and equipment	4(a)	(14,078,230)	(4,236,171)	(12,902,888)
Purchase and construction of infrastructure	4(a)	(24,665,626)	(13,749,915)	(23,318,542)
Proceeds from disposal of assets	4(b)	727,743	839,139	1,171,234
<b>Amount attributable to investing activities</b>		(26,007,516)	(8,374,057)	(21,062,220)
<b>FINANCING ACTIVITIES</b>				
Repayment of borrowings	6(a)	(196,299)	(126,962)	(121,309)
Proceeds from new borrowings	6(a)	0	260,000	1,000,000
Proceeds from self supporting loans	6(a)	150,460	83,126	77,474
Transfers to cash backed reserves (restricted assets)	7(a)	(2,750,244)	(13,280,853)	(3,394,810)
Transfers from cash backed reserves (restricted assets)	7(a)	19,164,195	5,786,111	12,960,720
<b>Amount attributable to financing activities</b>		16,368,112	(7,278,578)	10,522,075
<b>Budgeted deficiency before general rates</b>		(21,343,597)	(17,183,122)	(20,592,577)
<b>Estimated amount to be raised from general rates</b>	1	21,343,597	20,697,721	20,592,577
<b>Net current assets at end of financial year - surplus/(deficit)</b>	2 (b)(i)	<b>0</b>	<b>3,514,599</b>	<b>0</b>

This statement is to be read in conjunction with the accompanying notes.

# Shire of Esperance Statutory Budget

For the year ending 30th June 2020

## Notes to and forming part of the budget

### 1. RATES AND SERVICE CHARGES

#### (a) Rating Information

RATE TYPE	Rate in	Number of properties	Rateable value	2019/20 Budgeted rate revenue	2019/20 Budgeted interim rates	2019/20 Budgeted back rates	2019/20 Budgeted total revenue	2018/19 Actual total revenue	2018/19 Budget total revenue
	\$		\$	\$	\$	\$	\$	\$	\$
<b>Differential general rate or general rate</b>									
<b>Gross rental valuations</b>									
Residential	0.098740	3,850	64,551,317	6,373,797	11,077	0	6,384,874	6,403,925	6,388,545
Commercial/Industrial	0.098740	408	26,802,053	2,646,435	0	0	2,646,435	2,384,672	2,387,111
Vacant	0.098740	88	1,713,349	169,176	0	0	169,176	204,254	203,004
<b>Unimproved valuations</b>									
Rural	0.007702	1,081	1,190,231,000	9,167,159	20,000	0	9,187,159	8,850,773	8,865,608
Commercial/ Industrial	0.007702	0	0	0	0	0	0	1,279	1,279
Mining	0.089640	31	1,589,817	142,511	0	0	142,511	142,581	169,906
<b>Sub-Totals</b>		5,458	1,284,887,536	18,499,078	31,077	0	18,530,155	17,987,484	18,015,452
<b>Minimum</b>									
<b>Minimum payment</b>									
\$									
<b>Gross rental valuations</b>									
Residential	1,166	1,388	13,393,115	1,618,408	0	0	1,618,408	1,455,580	1,455,580
Commercial/Industrial	1,166	63	421,603	73,458	0	0	73,458	67,440	67,440
Vacant	1,166	578	2,808,448	673,948	0	0	673,948	636,184	636,184
<b>Unimproved valuations</b>									
Rural	1,166	95	8,757,300	110,770	0	0	110,770	107,904	107,904
Commercial/ Industrial	1,166	3	220,100	3,498	0	0	3,498	2,248	2,248
Mining	583	27	67,266	15,741	0	0	15,741	10,678	10,678
<b>Sub-Totals</b>		2,154	25,667,832	2,495,823	0	0	2,495,823	2,280,034	2,280,034
		7,612	1,310,555,368	20,994,901	31,077	0	21,025,978	20,267,518	20,295,486
Discount on Rates							(19,239)	(21,356)	(22,480)
<b>Total amount raised from general rates</b>							21,006,739	20,246,162	20,273,006
Specified area rates (Refer note 1(e))							0	0	0
Prepaid Rates							0	131,956	0
Ex Grata Rates							336,858	319,603	319,571
<b>Total rates</b>							21,343,597	20,697,721	20,592,577

All land (other than exempt land) in the Shire of Esperance is rated according to its Gross Rental Value (GRV) in townsites or Unimproved Value (UV) in the remainder of the Shire of Esperance.

The general rates detailed for the 2019/20 financial year have been determined by Council on the basis of raising the revenue required to meet the deficiency between the total estimated expenditure proposed in the budget and the estimated revenue to be received from all sources other than rates and also considering the extent of any increase in rating over the level adopted in the previous year.

The minimum rates have been determined by Council on the basis that all ratepayers must make a reasonable contribution to the cost of local government services/facilities.

**1. RATES AND SERVICE CHARGES (CONTINUED)**

**(b) Interest Charges and Instalments - Rates and Service Charges**

The following instalment options are available to ratepayers for the payment of rates and service charges.

Instalment options	Date due	Instalment plan admin charge	Instalment plan interest rate	Unpaid rates interest rates
		\$	%	%
<b>Option one</b>				
Single Full Payment	25/09/2019	0	0.0%	11.0%
<b>Option two</b>				
First Instalment	25/09/2019	0	5.5%	11.0%
Second Instalment	27/11/2019			
Third Instalment	29/01/2020			
Fourth Instalment	1/04/2020			

	2019/20 Budget revenue	2018/19 Actual revenue	2018/19 Budget revenue
	\$	\$	\$
Instalment plan admin charge revenue	0	0	0
Instalment plan interest earned	105,000	102,966	105,000
Unpaid rates and service charge interest earned	50,000	46,117	50,000
	155,000	149,083	155,000

**1. RATES AND SERVICE CHARGES (CONTINUED)**

**(c) Objectives and Reasons for Differential Rating**

To provide equity in the rating of properties across the Shire the following rate categories have been determined for the implementation of differential rating.

**Differential general rate**

**Overall Objective**

The purpose of the levying of rates is to meet Council's budget requirements in each financial year in order to deliver services and community infrastructure. Property valuations provided by the Valuer General are used as the basis for the calculation of rates each year. Section 6.33 of the Local Government Act 1995 provides the ability to differentially rate properties based on zoning and/or land use as determined by the Shire of Esperance. The application of differential rating maintains equity in the rating of properties across the Shire, enabling the Council to provide facilities, infrastructure and services to the entire community and visitors.

**Gross Rental Value (GRV)**

The Local Government Act 1995 determines that properties of a non-rural purpose be rated using Gross Rental Valuation (GRV) as the basis for the calculation of annual rates. The Valuer General determines the GRV for all properties within the Shire of Esperance every three to five years and assigns a GRV. The current valuation is effective from 1 July 2019. Interim valuations are provided monthly to Council by the Valuer General for properties where changes have occurred. In these instances, Council recalculates the rates for the affected properties and issues interim rate notices.

**GRV Residential**

This rating category consists of properties which have a predominate residential use. The object of the rate for this category is to be the base by which all other GRV rated properties are assessed. The reason is to ensure that all ratepayers make a reasonable contribution towards works services and facilities within the Shire.

The proposed rate in the dollar for this category is 9.874 cents, with a minimum payment of \$1,166

**GRV – Commercial/Industrial**

This rating category consists of properties used for predominately for Commercial or Industrial purposes that are located within townships. The object of the rate for this category is to raise additional revenue to fund the costs associated with the higher level of service provided to properties in this category. The reason is that the Shire incurs higher costs to service these areas including carparking, landscaping and other amenities. In addition, extra costs are also associated with tourism and economic development activities that have a benefit to these ratepayers.

The proposed rate in the dollar for this category is 9.874 cents, with a minimum payment of \$1,166.

**GRV - Vacant**

This rating category consists of properties being held predominately for vacant residential purposes located within townships. The object of the rate for this category is to promote the development of vacant land within the Shire's townships. The reason is to encourage land owners to develop vacant residential land.

The proposed rate in the dollar for this category is 9.874 cents, with a minimum payment of \$1,166.

**Unimproved Value (UV)**

Properties that are predominately of a rural purpose are assigned an Unimproved Value that is supplied and updated by the Valuer General on an annual basis.

**UV – Rural**

This rating category consists of properties that are exclusively for rural use. The object of the rate for this category is to be the base rate by which all other UV rated properties are assessed. The reason is that some other UV rating categories have a higher demand on Shire services and resources.

The proposed rate in the dollar for this category is 0.7702 cents, with a minimum payment of \$1,166.

**UV – Commercial/Industrial**

This rating category consists of properties that are exclusively for Commercial use. The object of the rate for this category is to be consistent with the UV – Rural category and therefore rated accordingly. The reason is that the properties in this category have similar characteristic and demand for shire services as the UV – Rural category.

The proposed rate in the dollar for this category is 0.7702 cents, with a minimum payment of \$1,166.

**UV – Mining**

This rating category consists of properties that are used for mining, exploration or prospecting purposes. The object of the rate for this category is to raise additional revenue to fund the additional cost impacts to the Shire. The reason this category is rated higher than UV – Rural is to reflect the higher road infrastructure maintenance cost to the Shire as a result of frequent heavy vehicle use over extensive lengths of Shire roads throughout the year.

The proposed rate in the dollar for this category is 8.964 cents, with a minimum payment of \$583.

**1. RATES AND SERVICE CHARGES (CONTINUED)**

**(d) Variation in Adopted Differential Rates to Local Public Notice**

The following rates and minimum payments were previously set out in the local public notice giving notice of the intention to charge differential rates.

Differential general rate or general rate	Proposed Rate in \$	Adopted Rate in \$	Reasons for the difference
UV Mining	9.39500	8.96400	Change in valuation between advertising and budget adoption required a reduction in the "rate in dollar".

# Shire of Esperance Statutory Budget

For the year ending 30th June 2020

## Notes to and forming part of the budget

### 1. RATES AND SERVICE CHARGES (CONTINUED)

#### (e) Specified Area Rate

The Shire did not raise specified area rates for the year ended 30th June 2020.

#### (f) Service Charges

The Shire did not raise service charges for the year ended 30th June 2020.

#### (g) Rates discounts

Rate or fee to which discount is granted	Discount %	Discount (\$)	2019/20 Budget	2018/19 Actual	2018/19 Budget	Circumstances in which discount is granted
			\$	\$	\$	
Unserviced Development Area 3 Lots	50.0%	583	18,656	20,794	20,794	Lots remain unserviced and unable to be developed.
Unserviced Israelite Bay Lot	50.0%	583	583	562	562	Lot remains unserviced and extremely remote to Shire services.
Myrup Fly In Estate			0	0	1,124	Hanger lots remain under \$15,000 GRV valuation on Strata Plan 60076.
			19,239	21,356	22,480	

#### (h) Waivers or concessions

Rubbish Collection Services

Current valid pensioner concession card.

Dog Registration Fees

Current valid pensioner concession card.

Leisure Centre Membership/Admission Fees

Current valid pensioner concession card, student card, health care card. To make the Bay of Isles Leisure Centre financially accessible to everyone in the community.



**Shire of Esperance  
Statutory Budget**

For the year ending 30th June 2020

**Notes to and forming part of the budget**

**2 (a). NET CURRENT ASSETS**

		2019/20 Budget 30 June 2020	2019/20 Budget 01 July 2019	2018/19 Estimated Actual 30 June 2019	2018/19 Budget 30 June 2019
	Note	\$	\$	\$	\$
<b>Composition of estimated net current assets</b>					
<b>Current assets</b>					
Cash - unrestricted	3	1,906,402	4,154,228	4,154,228	1,446,694
Cash - restricted reserves	3	19,957,947	36,371,898	36,371,898	19,311,244
Receivables		1,081,144	1,316,112	1,316,112	3,121,634
Contract assets		362,464	1,562,464	1,562,464	0
Inventories		1,079,525	384,525	384,525	1,236,260
		24,387,482	43,789,227	43,789,227	25,115,832
<b>Less: current liabilities</b>					
Trade and other payables		(2,031,921)	(2,523,421)	(2,523,421)	(3,527,498)
Contract liabilities		(4,205,868)	(6,005,868)	0	0
Long term borrowings		(163,426)	(196,298)	(196,298)	(60,000)
Provisions		(3,077,516)	(3,037,516)	(3,037,516)	(5,313,974)
		(9,478,731)	(11,763,103)	(5,757,235)	(8,901,472)
<b>Net current assets</b>		14,908,751	32,026,124	38,031,992	16,214,360

**2 (b). NET CURRENT ASSETS (CONTINUED)**

**EXPLANATION OF DIFFERENCE IN NET CURRENT ASSETS AND SURPLUS/(DEFICIT)**

**Operating activities excluded from budgeted deficiency**

When calculating the budget deficiency for the purpose of Section 6.2 (2)(c) of the *Local Government Act 1995* the following amounts have been excluded as provided by *Local Government (Financial Management) Regulation 32* which will not fund the budgeted expenditure.

	Note	2019/20 Budget 30 June 2020	2019/20 Budget 01 July 2019	2018/19 Estimated Actual 30 June 2019	2018/19 Budget 30 June 2019
		\$	\$	\$	\$
<b>(i) Current assets and liabilities excluded from budgeted deficiency</b>					
<b>Net current assets</b>	2	14,908,751	32,026,124	38,031,992	16,214,360
The following current assets and liabilities have been excluded from the net current assets used in the Rate Setting Statement.					
<b>Adjustments to net current assets</b>					
Less: Cash - restricted reserves	3	(19,957,947)	(36,371,898)	(36,371,898)	(19,311,244)
Less: Current assets not expected to be received at end of year					
- current portion of self supporting loans receivable		(115,491)	(150,459)	(150,459)	(95,527)
- Land held for resale		(861,057)	(176,057)	(176,057)	(1,036,058)
Add: Current liabilities associated with restricted assets					
- Unspent grants, contributions and reimbursements		4,205,868	6,005,868		
Add: Current liabilities not expected to be cleared at end of year					
- Current portion of borrowings		163,426	196,298	196,298	141,367
- Employee benefit provisions		1,656,450	1,984,723	1,984,723	4,087,102
<b>Adjusted net current assets - surplus/(deficit)</b>		0	3,514,599	3,514,599	0
<b>(ii) Operating activities excluded from budgeted deficiency</b>					
The following non-cash revenue or expenditure has been excluded from operating activities within the Rate Setting Statement.					
<b>Adjustments to operating activities</b>					
Less: Profit on asset disposals	4(b)	(256,711)	(46,089)	(46,089)	(215,430)
Less: Movement in liabilities associated with restricted cash		(10,283)	(121,992)	(121,992)	210,000
Add: Loss on disposal of assets	4(b)	111,641	303,687	303,687	182,620
Add: Depreciation on assets	5	16,175,460	16,202,277	16,202,277	16,236,002
<b>Non cash amounts excluded from operating activities</b>		16,020,107	16,337,883	16,337,883	16,413,192

**(iii) Reason for adjustment to Adjusted net current assets - surplus/(deficit) on 1 July 2019**

The Shire has elected to retrospectively apply the cumulative effect of applying AASB 1058 Income of Not-for-Profit Entities at the date of initial application of the standard, being 1 July 2019. The impact of applying the standard was to recognise unspent grants and contributions for construction of recognisable non-financial assets controlled by the Shire as a liability. The opening budgeted surplus/deficit on 1 July 2019 has been amended accordingly from the estimated actual closing surplus/deficit.

Refer to note 16 for further explanation of the impact of the changes in accounting policies

**2 (c). NET CURRENT ASSETS (CONTINUED)**

**SIGNIFICANT ACCOUNTING POLICIES**

**CURRENT AND NON-CURRENT CLASSIFICATION**

In the determination of whether an asset or liability is current or non-current, consideration is given to the time when each asset or liability is expected to be settled. The asset or liability is classified as current if it is expected to be settled within the next 12 months, being the Shire's operational cycle. In the case of liabilities where the Shire does not have the unconditional right to defer settlement beyond 12 months, such as vested long service leave, the liability is classified as current even if not expected to be settled within the next 12 months. Inventories held for trading are classified as current even if not expected to be realised in the next 12 months except for land held for sale where it is held as non-current based on the Shire's intentions to release for sale.

**TRADE AND OTHER PAYABLES**

Trade and other payables represent liabilities for goods and services provided to the Shire prior to the end of the financial year that are unpaid and arise when the Shire of Esperance becomes obliged to make future payments in respect of the purchase of these goods and services. The amounts are unsecured, are recognised as a current liability and are normally paid within 30 days of recognition.

**CONTRACT ASSETS**

A contract asset is the right to consideration in exchange for goods or services the entity has transferred to a customer when that right is conditioned on something other than the passage of time.

**PROVISIONS**

Provisions are recognised when the Shire has a legal or constructive obligation, as a result of past events, for which it is probable that an outflow of economic benefits will result and that outflow can be reliably measured.

Provisions are measured using the best estimate of the amounts required to settle the obligation at the end of the reporting period.

**INVENTORIES**

**General**

Inventories are measured at the lower of cost and net realisable value.

Net realisable value is the estimated selling price in the ordinary course of business less the estimated costs of completion and the estimated costs necessary to make the sale.

**Superannuation**

The Shire of Esperance contributes to a number of superannuation funds on behalf of employees.

All funds to which the Shire of Esperance contributes are defined contribution plans.

**TRADE AND OTHER RECEIVABLES**

Trade and other receivables include amounts due from ratepayers for unpaid rates and service charges and other amounts due from third parties for goods sold and services performed in the ordinary course of business.

Receivables expected to be collected within 12 months of the end of the reporting period are classified as current assets. All other receivables are classified as non-current assets.

Collectability of trade and other receivables is reviewed on an ongoing basis. Debts that are known to be uncollectible are written off when identified. An allowance for doubtful debts is raised when there is objective evidence that they will not be collectible.

**CONTRACT LIABILITIES**

An entity's obligation to transfer goods or services to a customer for which the entity has received consideration (or the amount is due) from the customer. Grants to acquire or construct recognisable non-financial assets to be controlled by the Shire are recognised as a liability until such time as the Shire satisfies its obligations under the agreement.

**EMPLOYEE BENEFITS**

**Short-term employee benefits**

Provision is made for the Shire of Esperance's obligations for short-term employee benefits. Short term employee benefits are benefits (other than termination benefits) that are expected to be settled wholly before 12 months after the end of the annual reporting period in which the employees render the related service, including wages, salaries and sick leave. Short-term employee benefits are measured at the (undiscounted) amounts expected to be paid when the obligation is settled.

The Shire of Esperance's obligations for short-term employee benefits such as wages, salaries and sick leave are recognised as a part of current trade and other payables in the statement of financial position. The Shire of Esperance's obligations for employees' annual leave and long service leave entitlements are recognised as provisions in the statement of financial position.

**LAND HELD FOR RESALE**

Land held for development and sale is valued at the lower of cost and net realisable value. Cost includes the cost of acquisition, development, borrowing costs and holding costs until completion of development. Finance costs and holding charges incurred after development is completed are expensed.

Gains and losses are recognised in profit or loss at the time of signing an unconditional contract of sale if significant risks and rewards, and effective control over the land, are passed on to the buyer at this point.

Land held for sale is classified as current except where it is held as non-current based on Council's intentions to release for sale.

### 3. RECONCILIATION OF CASH

For the purposes of the Statement of Cash Flows, cash includes cash and cash equivalents, net of outstanding bank overdrafts. Estimated cash at the end of the reporting period is as follows:

	<b>2019/20 Budget</b>	<b>2018/19 Actual</b>	<b>2018/19 Budget</b>
	\$	\$	\$
Cash - unrestricted	1,906,402	4,154,228	1,446,694
Cash - restricted	19,957,947	36,371,898	19,311,244
	<b>21,864,349</b>	<b>40,526,126</b>	<b>20,757,938</b>
The following restrictions have been imposed by regulation or other externally imposed requirements:			
Land Purchase & Development Reserve	294,655	834,323	261,240
Eastern Suburbs Water Pipeline Reserve	188,656	184,427	183,667
Tanker Jetty Reserve	208,974	1,846,920	221,463
Aerodrome Reserve	5,909,732	6,930,593	6,832,683
Off Street Parking Reserve	543,100	530,925	528,736
Sanitation (Rubbish Removal) Reserve	6,094,177	5,490,322	5,100,527
EHC Fundraising Reserve	458,102	467,384	99,600
Plant Replacement Reserve	565,569	746,452	648,265
Building Maintenance Reserve	2,060,941	4,519,970	3,040,357
Long Service Leave Reserve	972,563	950,761	946,840
Governance & Workers Compensation Reserve	91,391	104,494	96,448
EHC Asset Replacement Reserve	603,705	834,567	480,290
IT System & Development Reserve	37,553	114,918	157,375
EHC Employee Annual Leave Entitlements Reserve	237,228	231,910	186,759
EHC Long Service Leave Reserve	213,741	208,950	221,399
Priority Projects Reserve	1,477,860	4,543,924	305,596
Unspent Grants & Contribution Reserve	0	7,831,058	0
	<b>19,957,947</b>	<b>36,371,898</b>	<b>19,311,244</b>
<b>Reconciliation of net cash provided by operating activities to net result</b>			
<b>Net result</b>	<b>2,750,013</b>	<b>7,143,101</b>	<b>4,520,718</b>
Depreciation	16,175,460	16,202,277	16,236,002
(Profit)/loss on sale of asset	(145,070)	257,598	(32,810)
(Increase)/decrease in receivables	700,000	501,843	202,306
(Increase)/decrease in contract assets	1,200,000	0	0
(Increase)/decrease in inventories	165,000	(18,266)	165,000
Increase/(decrease) in payables	508,500	591,342	1,564,652
Increase/(decrease) in contract liabilities	(1,800,000)	0	0
Increase/(decrease) in employee provisions	706,272	232,913	250,000
Grants/contributions for the development of assets	(12,868,597)	(8,772,890)	(14,847,976)
<b>Net cash from operating activities</b>	<b>7,391,578</b>	<b>16,137,918</b>	<b>8,057,892</b>

#### SIGNIFICANT ACCOUNTING POLICES

##### CASH AND CASH EQUIVALENTS

Cash and cash equivalents include cash on hand, cash at bank, deposits available on demand with banks, other short term highly liquid investments that are readily convertible to known amounts of cash and which are subject to an insignificant risk of changes in value and bank overdrafts.

Bank overdrafts are shown as short term borrowings in current liabilities in Note 2 - Net Current Assets.

**4. FIXED ASSETS**

**(a) Acquisition of Assets**

The following assets are budgeted to be acquired during the year.

Asset class	Reporting program											2019/20 Budget total	2018/19 Actual total	2018/19 Budget total
	Governance	General purpose funding	Law, order, public safety	Health	Education and welfare	Housing	Community amenities	Recreation and culture	Transport	Economic services	Other property and services			
	\$	\$	\$	\$	\$	\$	\$	\$	\$	\$	\$	\$	\$	\$
<i>Property, Plant and Equipment</i>														
Land - freehold land	0	0	0	0	0	0	0	0	0	0	0	0	4,296	0
Buildings - specialised	38,600	0	1,244,305	0	580,000	0	0	8,421,451	0	0	78,711	10,363,067	1,622,042	9,082,041
Furniture and equipment												0	56,486	160,054
Plant and equipment	180,000	0	700,000	0	49,573	0	5,000	18,590	147,800	0	0	1,100,963	223,931	855,758
Motor Vehicles - Non Specialised	164,000	0	39,000	0	0	0	0	35,000	187,500	0	0	425,500	619,362	560,112
Road Making Plant - Major	0	0	0	0	0	0	95,900	0	2,092,800	0	0	2,188,700	1,710,054	2,244,923
	382,600	0	1,983,305	0	629,573	0	100,900	8,475,041	2,428,100	0	78,711	14,078,230	4,236,171	12,902,888
<i>Infrastructure</i>														
Infrastructure - Roads	0	0	0	0	0	0	0	0	13,710,735	0	0	13,710,735	11,586,446	13,436,666
Infrastructure - Footpaths	0	0	0	0	0	0	0	0	833,848	0	0	833,848	781,825	928,934
Infrastructure - Drainage	0	0	0	0	0	0	0	0	462,554	0	0	462,554	126,696	252,275
Infrastructure - Parks and Ovals	0	0	0	0	0	0	0	1,032,931	0	25,164	0	1,058,095	200,204	378,544
Infrastructure - Other	20,000	0	0	0	20,000	0	660,000	7,650,394	250,000	0	0	8,600,394	1,054,744	8,322,123
	20,000	0	0	0	20,000	0	660,000	8,683,325	15,257,137	25,164	0	24,665,626	13,749,915	23,318,542
<i>Land Held for Resale</i>														
Land held for resale	0	0	0	0	0	0	0	0	0	0	860,000	860,000	0	860,000
<b>Total acquisitions</b>	<b>402,600</b>	<b>0</b>	<b>1,983,305</b>	<b>0</b>	<b>649,573</b>	<b>0</b>	<b>760,900</b>	<b>17,158,366</b>	<b>17,685,237</b>	<b>25,164</b>	<b>938,711</b>	<b>39,603,856</b>	<b>17,986,086</b>	<b>37,081,430</b>



**4. FIXED ASSETS (CONTINUED)**

**(b) Disposals of Assets**

The following assets are budgeted to be disposed of during the year.

	<b>2019/20 Budget Net Book Value</b>	<b>2019/20 Budget Sale Proceeds</b>	<b>2019/20 Budget Profit</b>	<b>2019/20 Budget Loss</b>	<b>2018/19 Actual Net Book Value</b>	<b>2018/19 Actual Sale Proceeds</b>	<b>2018/19 Actual Profit</b>	<b>2018/19 Actual Loss</b>	<b>2018/19 Budget Net Book Value</b>	<b>2018/19 Budget Sale Proceeds</b>	<b>2018/19 Budget Profit</b>	<b>2018/19 Budget Loss</b>
	\$	\$	\$	\$	\$	\$	\$	\$	\$	\$	\$	\$
<b>By Program</b>												
Governance	25,983	67,500	41,517	0	0	0	0	0	0	0	0	0
Law, order, public safety	2,500	12,500	10,000	0	17,960	20,000	2,040	0	0	0	0	0
Health	0	0	0	0	19,091	19,091	0	0	11,479	15,450	3,971	0
Education and welfare	2,500	2,500	0	0	49,227	49,750	523	0	0	0	0	0
Community amenities	4,500	7,000	2,000	500	62,980	19,091	7,464	(51,353)	18,613	23,225	4,612	0
Recreation and culture	9,489	13,000	3,511	0	24,734	23,182	0	(1,552)	25,875	20,718	0	(5,157)
Transport	139,419	275,243	24,683	111,141	872,466	656,207	24,500	(240,759)	851,613	693,056	10,542	(169,099)
Economic services	0	0	0	0	7,727	7,727	0	0	16,722	8,358	0	(8,364)
Other property and services	175,000	350,000	175,000	0	42,552	44,091	11,562	(10,023)	214,122	410,427	196,305	0
	<b>359,391</b>	<b>727,743</b>	<b>256,711</b>	<b>111,641</b>	<b>1,096,737</b>	<b>839,139</b>	<b>46,089</b>	<b>(303,687)</b>	<b>1,138,424</b>	<b>1,171,234</b>	<b>215,430</b>	<b>(182,620)</b>
<b>By Class</b>												
<u>Property, Plant and Equipment</u>												
Plant and equipment	184,391	377,743	81,711	111,641	1,096,737	839,139	46,089	(303,687)	963,424	821,234	40,430	(182,620)
<u>Land Held for Resale</u>												
Land held for resale	175,000	350,000	175,000	0	0	0	0	0	175,000	350,000	175,000	0
	<b>359,391</b>	<b>727,743</b>	<b>256,711</b>	<b>111,641</b>	<b>1,096,737</b>	<b>839,139</b>	<b>46,089</b>	<b>(303,687)</b>	<b>1,138,424</b>	<b>1,171,234</b>	<b>215,430</b>	<b>(182,620)</b>

# Shire of Esperance Statutory Budget

For the year ending 30th June 2020

## Notes to and forming part of the budget

### 5. ASSET DEPRECIATION

#### By Program

Governance
Law, order, public safety
Health
Education and welfare
Community amenities
Recreation and culture
Transport
Economic services
Other property and services

#### By Class

Buildings - specialised
Furniture and equipment
Plant and equipment
Motor Vehicles - Non Specialised
Road Making Plant - Major
Infrastructure - Roads
Infrastructure - Other

2019/20 Budget	2018/19 Actual	2018/19 Budget
\$	\$	\$
259,345	253,769	248,624
497,446	503,617	496,280
4,718	4,719	4,718
324,286	322,145	318,745
264,733	272,468	269,691
2,707,316	2,717,518	3,137,693
10,780,267	10,780,671	10,606,236
175,710	177,554	89,215
1,161,639	1,169,816	1,064,800
<b>16,175,460</b>	<b>16,202,277</b>	<b>16,236,002</b>
2,024,140	2,025,753	2,281,776
88,096	85,954	89,252
432,119	437,703	429,593
510,353	507,401	535,123
993,923	1,011,737	887,454
10,282,989	10,282,991	10,139,413
1,843,840	1,850,738	1,873,391
<b>16,175,460</b>	<b>16,202,277</b>	<b>16,236,002</b>

### SIGNIFICANT ACCOUNTING POLICIES

#### DEPRECIATION

The depreciable amount of all fixed assets including buildings but excluding freehold land, are depreciated on a straight-line basis over the individual asset's useful life from the time the asset is held ready for use. Leasehold improvements are depreciated over the shorter of either the unexpired period of the lease or the estimated useful life of the improvements.

The assets residual values and useful lives are reviewed, and adjusted if appropriate, at the end of each reporting period.

Major depreciation periods used for each class of depreciable asset are:

Buildings - specialised	30 to 75 years
Furniture and equipment	5 to 20 years
Plant and equipment	3 to 15 years
Motor Vehicles - Non Specialised	5 to 8 years
Road Making Plant - Major	5 to 10 years
Infrastructure - Roads	15 to 60 years
Infrastructure - Footpaths	30 to 60 years
Infrastructure - Drainage	30 to 100 years
Infrastructure - Parks and Ovals	10 to 30 years
Infrastructure - Other	10 to 50 years

#### DEPRECIATION (CONTINUED)

An asset's carrying amount is written down immediately to its recoverable amount if the asset's carrying amount is greater than its estimated recoverable amount.

Gains and losses on disposals are determined by comparing proceeds with the carrying amount. These gains and losses are included in profit or loss in the period which they arise.

#### RECOGNITION OF ASSETS

Assets for which the fair value as at the date of acquisition is under \$5,000 are not recognised as an asset in accordance with *Financial Management Regulation 17A (5)*. These assets are expensed immediately.

**6. INFORMATION ON BORROWINGS**

**(a) Borrowing repayments**

Movement in borrowings and interest between the beginning and the end of the current financial year.

Purpose	Budget	2019/20	2019/20	2019/20	Budget	Actual	2018/19	2018/19	2018/19	Actual	Budget	2018/19	2018/19	2018/19	Budget
	Principal 1 July 2019	Budget New loans	Budget Principal repayments	Budget Interest repayments	Principal outstanding 30 June 2020	Principal 1 July 2018	Actual New loans	Actual Principal repayments	Actual Interest repayments	Principal outstanding 30 June 2019	Principal 1 July 2018	Budget New loans	Budget Principal repayments	Budget Interest repayments	Principal outstanding 30 June 2019
	\$	\$	\$	\$	\$		\$	\$	\$	\$		\$	\$	\$	\$
<b>Other property and services</b>															
Loan 296 - Shark Lake Industrial Park	872,107	0	45,840	44,727	826,267	915,943	0	43,836	46,972	872,107	915,943	0	43,836	46,976	872,107
Jetty Replacement	0	0	0	0	0	0	0	0	0	0	0	1,000,000	0	0	1,000,000
	872,107	0	45,840	44,727	826,267	915,943	0	43,836	46,972	872,107	915,943	1,000,000	43,836	46,976	1,872,107
<b>Self Supporting Loans</b>															
Loan 261 - Pink Lake Country Club	72,938	0	20,801	4,469	52,137	92,411	0	19,473	5,868	72,938	92,411	0	19,474	5,868	72,937
Loan 287 - Esp Seafarers Centre	0	0	0	0	0	2,426	0	2,426	35	0	2,426	0	2,426	36	0
Loan 291 - Recherche Aged Welfare	251,908	0	15,391	17,226	236,517	266,358	0	14,450	18,330	251,908	266,358	0	14,450	18,332	251,908
Loan 292 - Esp Squash Club	11,447	0	7,517	592	3,930	18,526	0	7,079	1,071	11,447	18,526	0	7,079	1,068	11,447
Loan 295 - Esp Bay Yacht Club	325,980	0	15,759	18,008	310,221	340,978	0	14,998	18,868	325,980	340,978	0	14,998	18,900	325,980
Loan 298 - Cascade Town Rec	36,014	0	36,013	438	1	49,845	0	13,831	1,365	36,014	49,845	0	13,831	1,361	36,014
Loan 299 - Newtown Condungup Footb	54,784	0	5,377	1,815	49,407	60,000	0	5,216	2,199	54,784	60,000	0	5,216	1,789	54,784
Loan 300 - Esp Bay Yacht Club	54,348	0	11,529	1,639	42,819	0	60,000	5,652	1,108	54,348	0	0	0	0	0
Loan 301 - Gibson Football Club	200,000	0	38,073	7,973	161,927	0	200,000	0	2,762	200,000	0	0	0	0	0
	1,007,418	0	150,460	52,160	856,958	830,544	260,000	83,126	51,606	1,007,418	830,544	0	77,474	47,354	753,070
	1,879,525	0	196,299	96,887	1,683,225	1,746,487	260,000	126,962	98,578	1,879,525	1,746,487	1,000,000	121,309	94,330	2,625,177

All borrowing repayments, other than self supporting loans, will be financed by general purpose revenue.

The self supporting loan(s) repayment will be fully reimbursed.

**6. INFORMATION ON BORROWINGS (CONTINUED)**

**(b) New borrowings - 2019/20**

Shire of Esperance does not intend to undertake any new borrowings for the year ended 30th June 2020.

**(c) Unspent borrowings**

The Shire had no unspent borrowing funds as at 30th June 2019 nor is it expected to have unspent borrowing funds as at 30th June 2020.

**(d) Credit Facilities**

	<b>2019/20 Budget</b>	<b>2018/19 Actual</b>	<b>2018/19 Budget</b>
	\$	\$	\$
<b>Undrawn borrowing facilities credit standby arrangements</b>			
Bank overdraft limit	200,000	200,000	200,000
Bank overdraft at balance date	0	0	0
Credit card limit	80,000	80,000	80,000
Credit card balance at balance date	0	375	0
<b>Total amount of credit unused</b>	<b>280,000</b>	<b>280,375</b>	<b>280,000</b>
<b>Loan facilities</b>			
Loan facilities in use at balance date	1,683,225	1,879,525	2,625,177

**SIGNIFICANT ACCOUNTING POLICIES**

**BORROWING COSTS**

Borrowing costs are recognised as an expense when incurred except where they are directly attributable to the acquisition, construction or production of a qualifying asset. Where this is the case, they are capitalised as part of the cost of the particular asset until such time as the asset is substantially ready for its intended use or sale.

# Shire of Esperance Statutory Budget

For the year ending 30th June 2020

## Notes to and forming part of the budget

### 7. CASH BACKED RESERVES

#### (a) Cash Backed Reserves - Movement

	2019/20 Budget Opening Balance	2019/20 Budget Transfer to	2019/20 Budget Transfer (from)	2019/20 Budget Closing Balance	2018/19 Actual Opening Balance	2018/19 Actual Transfer to	2018/19 Actual Transfer (from)	2018/19 Actual Closing Balance	2018/19 Budget Opening Balance	2018/19 Budget Transfer to	2018/19 Budget Transfer (from)	2018/19 Budget Closing Balance
	\$	\$	\$	\$	\$	\$	\$	\$	\$	\$	\$	\$
Land Purchase & Development Reserve	834,323	369,132	(908,800)	294,655	802,005	36,614	(4,296)	834,323	802,004	368,036	(908,800)	261,240
Eastern Suburbs Water Pipeline Reserve	184,427	4,229	0	188,656	179,627	4,800	0	184,427	179,627	4,040	0	183,667
Tanker Jetty Reserve	1,846,920	182,552	(1,820,498)	208,974	1,904,174	191,046	(248,300)	1,846,920	1,904,174	183,023	(1,865,734)	221,463
Aerodrome Reserve	6,930,593	441,139	(1,462,000)	5,909,732	6,216,101	802,964	(88,472)	6,930,593	6,216,102	704,456	(87,875)	6,832,683
Off Street Parking Reserve	530,925	12,175	0	543,100	517,106	13,819	0	530,925	517,107	11,629	0	528,736
Sanitation (Rubbish Removal) Reserve	5,490,322	1,351,255	(747,400)	6,094,177	4,434,511	1,623,570	(567,759)	5,490,322	4,434,511	1,510,926	(844,910)	5,100,527
EHC Fundraising Reserve	467,384	10,718	(20,000)	458,102	97,409	369,975	0	467,384	97,409	2,191	0	99,600
Plant Replacement Reserve	746,452	17,117	(198,000)	565,569	966,028	132,328	(351,904)	746,452	966,028	43,237	(361,000)	648,265
Building Maintenance Reserve	4,519,970	103,645	(2,562,674)	2,060,941	4,477,321	406,408	(363,759)	4,519,970	4,477,320	100,689	(1,537,652)	3,040,357
Long Service Leave Reserve	950,761	21,802	0	972,563	926,014	24,747	0	950,761	926,014	20,826	0	946,840
Governance & Workers Compensation Reserve	104,494	82,397	(95,500)	91,391	222,973	181,521	(300,000)	104,494	222,973	85,015	(211,540)	96,448
EHC Asset Replacement Reserve	834,567	19,138	(250,000)	603,705	741,917	120,562	(27,912)	834,567	741,917	16,685	(278,312)	480,290
IT System & Development Reserve	114,918	2,635	(80,000)	37,553	296,047	7,912	(189,041)	114,918	296,047	6,658	(145,330)	157,375
EHC Employee Annual Leave Entitlements Reserve	231,910	5,318	0	237,228	182,651	49,259	0	231,910	182,651	4,108	0	186,759
EHC Long Service Leave Reserve	208,950	4,791	0	213,741	216,530	5,786	(13,366)	208,950	216,529	4,870	0	221,399
Priority Projects Reserve	4,543,924	122,201	(3,188,265)	1,477,860	3,115,440	1,478,484	(50,000)	4,543,924	3,115,440	328,421	(3,138,265)	305,596
Unspent Grants & Contribution Reserve	7,831,058	0	(7,831,058)	0	3,581,302	7,831,058	(3,581,302)	7,831,058	3,581,302	0	(3,581,302)	0
	36,371,898	2,750,244	(19,164,195)	19,957,947	28,877,156	13,280,853	(5,786,111)	36,371,898	28,877,155	3,394,810	(12,960,720)	19,311,244

Disclosure: During 2019/20 there is a budgeted transfer of \$1m from the Aerodrome Reserve to put towards the new Jetty.



**7. CASH BACKED RESERVES (CONTINUED)**

**(b) Cash Backed Reserves - Purposes**

In accordance with Council resolutions in relation to each reserve account, the purpose for which the reserves are set aside are as follows:

<b>Reserve name</b>	<b>Purpose of the reserve</b>
Land Purchase & Development Reserve	Established to fund land improvements and sub-division development.
Eastern Suburbs Water Pipeline Reserve	Established to provide funds to recycle waste water to recreation grounds. Funded by the proceeds from the sale of water to users.
Tanker Jetty Reserve	Established to provide funds for maintenance and capital works of the main jetty at the foreshore headland. Funded from general purpose income and donations.
Aerodrome Reserve	Established to fund future development and upgrades of the airport facility. Funded by the annual surplus derived from operation of the airport.
Off Street Parking Reserve	Established to provide funds for the future development of central business car parking in order to make provisions for future business expansion of the CBD. Funded by general purpose income and contributions
Sanitation (Rubbish Removal) Reserve	Established to fund the purchase of major sanitation equipment and for the future development of waste disposal facilities. Funded from the annual surplus derived from property rubbish disposal collection fees after expenses.
EHC Fundraising Reserve	Established for the purpose of holding the net proceeds of volunteer fundraising activities relating to the operation of Esperance Home Care.
Plant Replacement Reserve	Established to minimise and if possible eliminate any need to rely upon loan finance or unreasonable rate increases to finance the acquisition of major plant items as per Council Policy. Funding is from general purpose income. Amounts allocated will be re-assessed annually in response to revisions of the five year plant replacement program and the associated forward cost estimates.
Building Maintenance Reserve	Established to hold unexpended funds from the Building Maintenance Program for the use of building maintenance and refurbishment of Council buildings.
Long Service Leave Reserve	Established to fund a portion of future commitments for employee entitlements incurred as a result of employing staff and workers in relation to Long Service Leave. Home Care Long Service Leave Reserve specific to Esperance Home Care staff.
Governance & Workers Compensation Reserve	Established for the purpose of future workers compensation insurance costs under the performance based contribution scheme; or cyclical gross rental valuation cost for rating purposes; or unforeseen legal costs.
EHC Asset Replacement Reserve	Established for the purpose of Esperance Home Care to hold annual depreciation reserved and surplus cash for the replacement of HACCC and other externally funded assets in accordance with HACCC guidelines.
IT System & Development Reserve	Established to finance the acquisition and enhancement of information technology across the Shire. Ongoing appropriations from the Municipal Fund are provided as and when needed.
EHC Employee Annual Leave Entitlements Reserve	Established to fund future commitments for annual leave entitlements as a result of employing staff. Funded from external grant funding.
EHC Long Service Leave Reserve	Established to fund future commitments for long service leave entitlements as a result of employing staff. Funded from external grant funding.
Priority Projects Reserve	Established to fund sufficient capacity to assist with the design, construction and operation of priority projects as determined by Council.

# Shire of Esperance Statutory Budget

For the year ending 30th June 2020

## Notes to and forming part of the budget

### 8. FEES & CHARGES REVENUE

	2019/20 Budget	2018/19 Actual	2018/19 Budget
	\$	\$	\$
Governance	9,000	10,536	9,800
Law, order, public safety	74,250	66,363	74,750
Health	58,500	62,218	63,000
Education and welfare	646,803	694,734	620,805
Community amenities	4,561,000	4,651,022	4,576,000
Recreation and culture	1,397,550	1,322,475	1,200,550
Transport	1,290,500	1,374,659	1,305,500
Economic services	585,700	1,509,666	1,364,067
Other property and services	96,670	180,928	91,702
	<b>8,719,973</b>	<b>9,872,602</b>	<b>9,306,174</b>

### 9. GRANT REVENUE

Grants, subsidies and contributions are included as operating revenues in the Statement of Comprehensive Income:

#### By Program:

#### Operating grants, subsidies and contributions

Governance	73,580	242,600	85,873
General purpose funding	2,461,325	5,222,833	2,285,402
Law, order, public safety	985,059	290,313	926,214
Health	1,000	1,447	0
Education and welfare	3,427,334	3,239,162	3,116,988
Community amenities	68,940	91,042	50,740
Recreation and culture	256,950	254,653	281,705
Transport	1,000	(40,334)	12,527
Economic services	306,750	1,346,280	374,020
Other property and services	271,240	309,061	338,755
	<b>7,853,178</b>	<b>10,957,057</b>	<b>7,472,224</b>

#### Non-operating grants, subsidies and contributions

Law, order, public safety	967,536	59,449	122,918
Education and welfare	330,000	0	330,000
Recreation and culture	6,783,403	4,302,627	10,300,639
Transport	4,787,658	4,410,814	4,094,419
	<b>12,868,597</b>	<b>8,772,890</b>	<b>14,847,976</b>

# Shire of Esperance Statutory Budget

For the year ending 30th June 2020

## Notes to and forming part of the budget

### 10. OTHER INFORMATION

#### The net result includes as revenues

##### (a) Interest earnings

	2019/20 Budget	2018/19 Actual	2018/19 Budget
Investments			
- Reserve funds	622,473	663,047	568,876
- Other funds	208,500	245,818	202,500
Late payment of fees and charges *	6,900	7,231	6,000
Other interest revenue (refer note 1b)	155,000	149,083	155,000
	992,873	1,065,179	932,376

\* The Shire has resolved to charge interest under section 6.13 for the late payment of any amount of money at 11%.

##### (b) Other revenue

Reimbursements and recoveries	797,183	1,010,351	800,427
	797,183	1,010,351	800,427

#### The net result includes as expenses

##### (c) Auditors remuneration

Audit services	16,410	14,731	15,385
Other services	11,590	8,920	10,615
	28,000	23,651	26,000

##### (d) Interest expenses (finance costs)

Borrowings	96,887	98,578	94,330
Interest expense on lease liabilities	0	0	0
	96,887	98,578	94,330

##### (e) Elected members remuneration

Meeting fees	166,000	166,000	166,000
Mayor/President's allowance	34,500	34,500	34,500
Deputy Mayor/President's allowance	8,625	8,625	8,625
Travelling expenses	12,500	10,495	12,500
Telecommunications allowance	18,000	18,000	18,000
	239,625	237,620	239,625

##### (f) Write offs

General rate	25,000	1,944	4,000
Fees and charges	200	0	0
	25,200	1,944	4,000

## 11. MAJOR LAND TRANSACTIONS

### Flinders Residential Subdivision

#### (a) Details

The Council owns, freehold, East Location 18, Lot 3 which is bounded by Ormonde Street and Goldfields Road Esperance. During the 2019/20 financial year the Council intends to continue a major land transaction as defined under the Local Government Act, 1995.

90 Blocks have been developed with the first sales occurring in May 2010. At 30 June 2019, 66 lots had sold. Additional auctions or tenders will be considered for 2019/20 with blocks released subject to market demand.

All future sales proceeds will be applied to debt reduction.  
Development is completely funded by short term borrowings and cash reserves.

#### (b) Current year transactions

	2019/20 Budget	2018/19 Actual	2018/19 Budget
	\$	\$	\$
<b>Operating revenue</b>			
Profit on Disposal	175,000	0	175,000
Reimbursements	0	15,182	0
<b>Operating expenditure</b>			
Advertising and Promotions	(2,000)	(1,648)	(2,000)
Sundry Supplies and Expenses	(2,000)	(5,617)	(2,000)
Overhead Allocation	(5,371)	(4,569)	(4,920)
<b>Capital revenue</b>			
Sale Proceeds	350,000	0	350,000
<b>Capital expenditure</b>			
Infrastructure	(860,000)	0	(860,000)
Transfer from Land Development Reserve	860,000	0	860,000
	515,629	3,348	516,080

The above capital expenditure is included in land held for resale.

#### (c) Expected future cash flows

	2019/20	2020/21	2021/22	2022/23	2023/24	Total
	\$	\$	\$	\$	\$	\$
<b>Cash outflows</b>						
Development Costs	(860,000)	0	(2,188,388)	0	0	(3,048,388)
Printing, Stationery & Marketing	(4,000)	(4,000)	(4,000)	(4,000)	(4,000)	(20,000)
Loan Repayments	0	0	(1,000,000)	(1,000,000)	(263,388)	(2,263,388)
Land Development Reserve	(350,000)	(500,000)	0	0	(236,612)	(1,086,612)
	(1,214,000)	(504,000)	(3,192,388)	(1,004,000)	(504,000)	(6,418,388)
<b>Cash Inflows</b>						
Proceeds from new borrowings	0	0	2,238,388	25,000	0	2,263,388
Proceeds on sale of land held for sale	350,000	500,000	500,000	500,000	500,000	2,350,000
Land Development Reserve	860,000	0	450,000	475,000	0	1,785,000
	1,210,000	500,000	3,188,388	1,000,000	500,000	6,398,388
<b>Net cash flows</b>	<b>(4,000)</b>	<b>(4,000)</b>	<b>(4,000)</b>	<b>(4,000)</b>	<b>(4,000)</b>	<b>(20,000)</b>

**Shark Lake Industrial Park (SLIP) - Shire Subdivision**

**(a) Details**

During the 2019/20 financial year the Council intends to continue to undertake a major land transaction as defined under the Local Government Act, 1995.

28 lots out of a possible 90 general industrial lots of varying sizes have been fully developed and are now available for sale. One property sold during 2015/16, the further remaining 27 lots are currently for sale.

This development is funded by municipal and reserve funds together with borrowings. During 2012/13 the portion of debt that was contained within the short term borrowings was converted to a principal and interest loan to be repaid over 20 years.

**(b) Current year transactions**

	<b>2019/20 Budget</b>	<b>2018/19 Actual</b>	<b>2018/19 Budget</b>
	\$	\$	\$
<b>Operating revenue</b>			
Lease Income	2,870	2,871	2,870
SLIP Rate Income	10,000	10,000	10,000
<b>Operating expenditure</b>			
Interest Expense	(44,727)	(46,972)	(46,976)
Overhead Allocation	(6,727)	(6,902)	(9,523)
<b>Capital revenue</b>			
Sale Proceeds	0	0	0
<b>Capital expenditure</b>			
Loan Repayments	(45,840)	(43,836)	(43,836)
	<b>(84,424)</b>	<b>(84,839)</b>	<b>(87,465)</b>

The above capital expenditure is included in land held for resale.

The only liability in relation to this land transaction as at 30 June 2019 is Loan 296.

**(c) Expected future cash flows**

	<b>2019/20</b>	<b>2020/21</b>	<b>2021/22</b>	<b>2022/23</b>	<b>2023/24</b>	<b>Total</b>
	\$	\$	\$	\$	\$	\$
<b>Cash outflows</b>						
Interest Expense	(38,907)	(36,812)	(34,620)	(32,329)	(29,933)	(172,601)
Loan Repayments	(45,840)	(47,935)	(50,126)	(52,417)	(54,813)	(251,131)
	<b>(84,747)</b>	<b>(84,747)</b>	<b>(84,746)</b>	<b>(84,746)</b>	<b>(84,746)</b>	<b>(423,732)</b>
<b>Cash Inflows</b>						
Proceeds from new borrowings	0	0	0	0	0	0
Proceeds on sale of land held for sale	0	0	0	0	0	0
	<b>0</b>	<b>0</b>	<b>0</b>	<b>0</b>	<b>0</b>	<b>0</b>
<b>Net cash flows</b>	<b>(84,747)</b>	<b>(84,747)</b>	<b>(84,746)</b>	<b>(84,746)</b>	<b>(84,746)</b>	<b>(423,732)</b>

**12. TRADING UNDERTAKINGS AND MAJOR TRADING UNDERTAKINGS**

**Esperance Aerodrome**

**(a) Details**

Councils objective is to maintain a safe landing airstrip and functional airport amenities conducive to the promotion of the district as a tourist and business destination.

Operating costs are met by landing fees charged. Annual surpluses are transferred to a cash reserve to finance future improvements to the facility.

**(b) Statement of Comprehensive Income**

	<b>2018/19</b>	<b>2019/20</b>	<b>2020/21</b>	<b>2021/22</b>	<b>2022/23</b>	<b>2023/24</b>	<b>2024/25</b>
	<b>Actual</b>	<b>Budget</b>	<b>Forecast</b>	<b>Forecast</b>	<b>Forecast</b>	<b>Forecast</b>	<b>Forecast</b>
	\$	\$	\$	\$	\$	\$	\$
<b>Revenue</b>							
Landing Fees	1,118,085	1,050,000	1,081,500	1,113,945	1,147,363	1,181,784	1,217,238
Property Rental	24,929	25,000	25,750	26,523	27,318	28,138	28,982
Reimbursements	6,665	5,000	5,150	5,305	5,464	5,628	5,796
Sundry Income	8,741	5,500	4,000	4,000	4,000	4,000	4,000
	<b>1,158,420</b>	<b>1,085,500</b>	<b>1,116,400</b>	<b>1,149,772</b>	<b>1,184,145</b>	<b>1,219,550</b>	<b>1,256,016</b>
<b>Expenditure</b>							
Employee costs	(268,071)	(269,697)	(277,788)	(286,122)	(294,705)	(303,546)	(312,653)
Administration Expenses	(32,934)	(29,020)	(29,891)	(30,787)	(31,711)	(32,662)	(33,642)
Grounds and Strip Maintenance	(42,218)	(72,000)	(74,160)	(76,385)	(78,676)	(81,037)	(83,468)
Building Maintenance	(57,664)	(134,350)	(20,000)	(20,000)	(20,000)	(20,000)	(20,000)
Operational Expenses	(76,752)	(71,370)	(73,511)	(75,716)	(77,988)	(80,328)	(82,737)
Special Projects	0	(90,000)	0	0	0	0	0
Administration Overheads	(90,355)	(96,850)	(99,756)	(102,748)	(105,831)	(109,006)	(112,276)
Depreciation	(330,673)	(330,673)	(340,593)	(350,811)	(361,335)	(372,175)	(383,341)
	<b>(898,667)</b>	<b>(1,093,960)</b>	<b>(915,698)</b>	<b>(942,569)</b>	<b>(970,246)</b>	<b>(998,754)</b>	<b>(1,028,116)</b>
<b>NET RESULT</b>	<b>259,753</b>	<b>(8,460)</b>	<b>200,702</b>	<b>207,203</b>	<b>213,899</b>	<b>220,796</b>	<b>227,900</b>
<b>Other comprehensive income</b>							
<b>Total other comprehensive income</b>	<b>0</b>	<b>0</b>	<b>0</b>	<b>0</b>	<b>0</b>	<b>0</b>	<b>0</b>
<b>TOTAL COMPREHENSIVE INCOME</b>	<b>259,753</b>	<b>(8,460)</b>	<b>200,702</b>	<b>207,203</b>	<b>213,899</b>	<b>220,796</b>	<b>227,900</b>

The following estimated revenue and expenditure is not included in the income statement above but has been used in the pricing structure for goods and services.

<b>Revenue</b>							
Operating Grants, Subsidies and Contributions	9,089	0	0	0	0	0	0
<b>Expenditure</b>							
Utility Expenses	(27,165)	(35,000)	(36,050)	(37,132)	(38,245)	(39,393)	(40,575)

**13. INTERESTS IN JOINT ARRANGEMENTS**

Provision of a Regional Records Service. The only asset is a building. Council's one-tenth share of this asset included in Land and Building is as follows:

	<b>2019/20 Budget</b>	<b>2018/19 Actual</b>	<b>2018/19 Budget</b>
	\$	\$	\$
<b>Non-current assets</b>			
Land and Buildings	68,000	68,000	68,000
Less: accumulated depreciation	(11,975)	(10,275)	(10,275)
	<b>56,025</b>	<b>57,725</b>	<b>57,725</b>

**SIGNIFICANT ACCOUNTING POLICIES**

**INTERESTS IN JOINT ARRANGEMENTS**

Joint arrangements represent the contractual sharing of control between parties in a business venture where unanimous decisions about relevant activities are required.

Separate joint venture entities providing joint venturers with an interest to net assets are classified as a joint venture and accounted for using the equity method.

Joint venture operations represent arrangements whereby joint operators maintain direct interests in each asset and exposure to each liability of the arrangement. The Shire of Esperance's interests in the assets liabilities revenue and expenses of joint operations are included in the respective line items of the financial statements.

**14. TRUST FUNDS**

Funds held at balance date over which the local government has no control and which are not included in the financial statements are as follows:

<b>Detail</b>	<b>Balance 1 July 2019</b>	<b>Estimated amounts received</b>	<b>Estimated amounts paid</b>	<b>Estimated balance 30 June 2020</b>
	\$	\$	\$	\$
Town Planning Development Bonds	93,731	4,000	(5,000)	92,731
Commercial Building Bonds	965	0	0	965
Home Care bus Bonds	1,600	0	0	1,600
Other General Deposits	233,790	15,000	(20,000)	228,790
Builders Reinstatement Trust	16,900	20,000	(25,000)	11,900
Staff Housing Bonds	16,028	5,000	(5,000)	16,028
Subdivision Bonds	2,362	0	0	2,362
Engineering Subdivision Bonds	57,936	0	0	57,936
Contributions to POS Bonds	195,028	0	0	195,028
General Deposits Trust	71,364	5,000	(10,000)	66,364
BRB Levy Trust	1,932	0	0	1,932
EVC TransWA Trust	400	0	(400)	(0)
	<b>692,035</b>	<b>49,000</b>	<b>(65,400)</b>	<b>675,635</b>



**15. SIGNIFICANT ACCOUNTING POLICIES - OTHER  
INFORMATION**

**GOODS AND SERVICES TAX (GST)**

Revenues, expenses and assets are recognised net of the amount of GST, except where the amount of GST incurred is not recoverable from the Australian Taxation Office (ATO).

Receivables and payables are stated inclusive of GST receivable or payable. The net amount of GST recoverable from, or payable to, the ATO is included with receivables or payables in the statement of financial position.

Cash flows are presented on a gross basis. The GST components of cash flows arising from investing or financing activities which are recoverable from, or payable to, the ATO are presented as operating cash flows.

**CRITICAL ACCOUNTING ESTIMATES**

The preparation of a budget in conformity with Australian Accounting Standards requires management to make judgements, estimates and assumptions that effect the application of policies and reported amounts of assets and liabilities, income and expenses.

The estimates and associated assumptions are based on historical experience and various other factors that are believed to be reasonable under the circumstances; the results of which form the basis of making the judgements about carrying values of assets and liabilities that are not readily apparent from other sources. Actual results may differ from these estimates.

**ROUNDING OFF FIGURES**

All figures shown in this statement are rounded to the nearest dollar.

**COMPARATIVE FIGURES**

Where required, comparative figures have been adjusted to conform with changes in presentation for the current financial year.

**BUDGET COMPARATIVE FIGURES**

Unless otherwise stated, the budget comparative figures shown in the budget relate to the original budget estimate for the relevant item of disclosure.

**REVENUE RECOGNITION**

Accounting Policies for the recognition of income and revenue from contracts with customers is described in Note 16.

**16. SIGNIFICANT ACCOUNTING POLICIES - CHANGE IN ACCOUNTING POLICIES**

This note explains the impact of the adoption of AASB 15 Revenue from Contracts with Customers, AASB 16 Leases and AASB 1058 Income for Not-for-Profit Entities.

**REVENUE FROM CONTRACTS WITH CUSTOMERS**

The Shire of Esperance adopted AASB 15 on 1 July 2019 resulting in changes in accounting policies. In accordance with the transition provisions AASB 15, the Shire of Esperance has adopted the new rules retrospectively with the cumulative effect of initially applying these rules recognised on 1 July 2019. In summary the following adjustments were made to the amounts recognised in the balance sheet at the date of initial application (1 July 2019):

	AASB 118 carrying amount 30 June 19	Reclassification	AASB 15 carrying amount 01 July 19
	\$	\$	\$
Contract assets	0	1,562,464	1,562,464
Contract liabilities - current			
Unspent grants, contributions and reimbursements	0	5,068,855	5,068,855
Developer contributions	0	0	0
Contract liabilities non-current			
Developer contributions	0	0	0
Cash in lieu of parking	0	0	0
Adjustment to retained surplus from adoption of AASB 15		(3,506,391)	

**LEASES**

On adoption of AASB 16, for leases which had previously been classified as an 'operating lease' when applying AASB 117, the Shire of Esperance is not required to make any adjustments on transition for leases for which the underlying asset is of low value. Assets for which the fair value as at the date of acquisition is under \$5,000 are not recognised as an asset in accordance with Financial Management Regulation 17A (5).

**16. SIGNIFICANT ACCOUNTING POLICIES - CHANGE  
IN ACCOUNTING POLICIES (Continued)**

**INCOME FOR NOT-FOR-PROFIT ENTITIES**

The Shire of Esperance has adopted AASB 1058 from 1 July 2019 which resulted in changes in accounting policies. In accordance with the transition provisions AASB 1058, the Shire of Esperance has adopted the new rules retrospectively with the cumulative effect of initially applying AASB 1058 recognised at 1 July 2019. Comparative information for prior reporting periods shall not be restated in accordance with AASB 1058 transition requirements.

In applying AASB 1058 retrospectively with the cumulative effect of initially applying the Standard on 1 July 2019 changes occurred to the following financial statement line items by application of AASB as compared to AASB 1004 Contributions before the change:

	AASB 1004 carrying amount 30 June 19	Reclassification	AASB 1058 carrying amount 01 July 19
	\$	\$	\$
Trade and other payables		937,013	
Adjustment to retained surplus from adoption of AASB 1058		(937,013)	

Prepaid rates are, until the taxable event for the rates has occurred, refundable at the request of the ratepayer. Therefore the rates received in advance give rise to a financial liability that is within the scope of AASB 9. On 1 July 2019 the prepaid rates were recognised as a financial asset and a related amount was recognised as a financial liability and no income was recognised by the Shire of Esperance. When the taxable event occurs the financial liability is extinguished and the Shire of Esperance recognises income for the prepaid rates that have not been refunded.

Assets that were acquired for consideration that was significantly less than fair value principally to enable the Shire of Esperance to further its objectives may have been measured on initial recognition under other Australian Accounting Standards at a cost that was significantly less than fair value. Such assets are not required to be remeasured at fair value.

Volunteer Services in relation to Volunteer Fire Services have been recognised in budgeted revenue and budgeted expenditure as the fair value of the services can be reliably estimated and the services would have been purchased if they had not been donated.



The impact on the Shire of Esperance of the changes as at 1 July 2019 is as follows:

	2019
	\$
Retained surplus - 30/06/2019	
Adjustment to retained surplus from adoption of AASB 15	(3,506,391)
Adjustment to retained surplus from adoption of AASB 1058	(937,013)
Retained surplus - 01/07/2019	(4,443,404)

# Management Budget



2019-2020



Description	Original Budget 2018/19	Current Budget 2018/19	YTD Actuals to 30 June 2019	Budget 2019/20
<b>Operating Section</b>				
<b>Income</b>				
General Purpose Funding	(26,499,883)	(26,660,598)	(29,678,492)	(27,588,098)
Governance	(537,823)	(720,470)	(781,632)	(532,360)
Law, Order & Public Safety	(1,057,949)	(745,307)	(608,261)	(1,145,602)
Health	(67,471)	(109,011)	(63,664)	(59,500)
Education & Welfare	(4,411,299)	(4,491,568)	(4,463,255)	(4,787,562)
Community Amenities	(5,315,817)	(5,483,936)	(5,177,501)	(4,714,240)
Recreation & Culture	(4,208,650)	(4,231,002)	(2,565,244)	(4,385,004)
Transport	(1,423,957)	(1,440,457)	(1,476,046)	(1,511,846)
Economic Services	(1,977,792)	(2,144,446)	(3,056,875)	(2,211,051)
Other Property & Services	(794,593)	(818,496)	(592,282)	(637,410)
<b>Income Total</b>	<b>(46,295,234)</b>	<b>(46,845,291)</b>	<b>(48,463,252)</b>	<b>(47,572,673)</b>
<b>Expenditure</b>				
General Purpose Funding	560,937	557,262	524,360	453,344
Governance	2,410,240	2,559,014	2,673,063	2,477,368
Law, Order & Public Safety	1,761,569	1,852,796	1,945,868	1,862,759
Health	416,855	462,932	406,132	423,176
Education & Welfare	4,883,383	4,980,869	4,021,175	5,260,935
Community Amenities	5,519,464	5,670,299	5,153,988	5,164,298
Recreation & Culture	13,434,965	12,957,404	10,213,784	12,869,895
Transport	16,469,443	16,979,401	16,825,652	16,966,296
Economic Services	3,149,341	3,412,820	2,854,295	3,686,876
Other Property & Services	1,040,269	1,053,186	660,470	917,152
<b>Expenditure Total</b>	<b>49,646,466</b>	<b>50,485,983</b>	<b>45,278,787</b>	<b>50,082,099</b>
<b>Operating Total</b>	<b>3,351,232</b>	<b>3,640,692</b>	<b>(3,184,465)</b>	<b>2,509,426</b>
<b>Non Operating Section</b>				
<b>Income</b>				
Governance	(145,330)	(145,330)	(189,041)	(186,100)
Law, Order & Public Safety	(122,918)	(1,046,985)	(79,449)	(1,230,036)
Health	(15,450)	(19,091)	(19,091)	0
Education & Welfare	(675,366)	(675,366)	(144,716)	(649,573)
Community Amenities	(190,770)	(179,354)	(168,518)	(754,400)
Recreation & Culture	(15,332,401)	(16,440,342)	(4,757,390)	(15,553,941)
Transport	(5,161,350)	(5,498,923)	(5,432,398)	(5,639,075)
Economic Services	(8,358)	(7,727)	(7,727)	0
Other Property & Services	(1,429,434)	(1,413,098)	(128,683)	(1,288,711)
<b>Income Total</b>	<b>(23,081,377)</b>	<b>(25,426,216)</b>	<b>(10,927,013)</b>	<b>(25,301,836)</b>
<b>Expenditure</b>				
Governance	208,330	206,810	220,521	402,600
Law, Order & Public Safety	834,721	1,408,788	89,883	1,983,305
Health	41,200	35,523	35,523	0
Education & Welfare	675,366	675,366	144,716	649,573
Community Amenities	190,770	179,354	168,518	760,900
Recreation & Culture	16,929,137	18,079,470	2,883,146	17,308,825
Transport	17,066,028	17,040,890	14,539,917	17,685,237
Economic Services	68,684	74,400	49,236	25,164
Other Property & Services	1,188,503	1,176,002	241,587	984,551
Transfer to Reserves	3,394,810	3,700,662	13,280,854	2,750,244
<b>Expenditure Total</b>	<b>40,597,549</b>	<b>42,577,265</b>	<b>31,653,901</b>	<b>42,550,399</b>
<b>Non Operating Total</b>	<b>17,516,172</b>	<b>17,151,049</b>	<b>20,726,888</b>	<b>17,248,563</b>
<b>Total Operating + Non Operating</b>	<b>20,867,404</b>	<b>20,791,741</b>	<b>17,542,423</b>	<b>19,757,989</b>
Adjustments to Rate Setting				
Non Cash Write Back				
a) Depreciation	(16,236,002)	(16,158,550)	(16,202,277)	(16,175,460)
b) Gain on Asset Disposal	215,430	224,934	46,089	256,711
c) Loss of Asset Disposal	(182,620)	(236,038)	(303,687)	(111,641)
d) Movement in Accruals	(210,000)	(167,160)	(138,010)	(213,000)
Period Balance				
(Surplus)/ Deficit B'fwd	(4,454,212)	(4,459,137)	(4,459,137)	(3,514,599)
<b>(Surplus)/ Deficit</b>	<b>0</b>	<b>(4,210)</b>	<b>(3,514,599)</b>	<b>0</b>



# Shire of Esperance Budget

For the year ending 30th June 2020

## Management Budget

Account Description	Original Budget 2018/19	Current Budget 2018/19	YTD Actuals to 30 June 2019	Budget 2019/20
<b>03 - General Purpose Funding</b>				
<b>Other Revenue</b>				
<b>3115 - Other Revenue - Operating</b>				
115 - Grants, Subsidies & Contributions	(2,285,402)	(2,460,630)	(5,222,833)	(2,461,325)
120 - Interest Earnings	(768,876)	(792,252)	(906,012)	(828,473)
960 - Transfer from Unspent Grant Reserves	(2,660,528)	(2,660,528)	(2,660,528)	(2,762,203)
<b>3115 - Other Revenue - Operating Total</b>	<b>(5,714,806)</b>	<b>(5,913,410)</b>	<b>(8,789,373)</b>	<b>(6,052,001)</b>
<b>Other Revenue Total</b>	<b>(5,714,806)</b>	<b>(5,913,410)</b>	<b>(8,789,373)</b>	<b>(6,052,001)</b>
<b>Rates</b>				
<b>3110 - Rates - Operating</b>				
100 - Rates & Charges	(20,592,577)	(20,541,767)	(20,697,721)	(21,343,597)
120 - Interest Earnings	(157,500)	(170,421)	(151,936)	(157,500)
125 - Reimbursements	(35,000)	(35,000)	(39,463)	(35,000)
350 - Administration Expenses	13,500	13,500	11,006	13,500
365 - Legal & Debt Recovery Costs	40,000	40,000	41,542	40,000
415 - Rates Expenditure	197,500	197,500	190,213	70,500
980 - Overhead Allocation	309,937	306,262	281,600	329,344
<b>3110 - Rates - Operating Total</b>	<b>(20,224,140)</b>	<b>(20,189,926)</b>	<b>(20,364,759)</b>	<b>(21,082,753)</b>
<b>Rates Total</b>	<b>(20,224,140)</b>	<b>(20,189,926)</b>	<b>(20,364,759)</b>	<b>(21,082,753)</b>
<b>03 - General Purpose Funding Total</b>	<b>(25,938,946)</b>	<b>(26,103,336)</b>	<b>(29,154,132)</b>	<b>(27,134,754)</b>

# Shire of Esperance Budget

For the year ending 30th June 2020

## Management Budget

Account Description	Original Budget 2018/19	Current Budget 2018/19	YTD Actuals to 30 June 2019	Budget 2019/20
<b>04 - Governance</b>				
<b>Administration</b>				
<b>3170 - Corporate Support - Operating</b>				
105 - Fees & Charges	(3,000)	(3,000)	(3,536)	(3,000)
300 - Employee Costs	83,464	82,195	82,660	85,348
350 - Administration Expenses	11,500	8,996	12,064	7,550
410 - Insurance	428,518	597,312	617,721	305,533
955 - Transfer from Reserves	(211,540)	(300,000)	(300,000)	(95,500)
980 - Overhead Allocation	(308,942)	(385,503)	(383,789)	(299,931)
<b>3170 - Corporate Support - Operating Total</b>	<b>0</b>	<b>0</b>	<b>25,119</b>	<b>0</b>
<b>Administration Total</b>	<b>0</b>	<b>0</b>	<b>25,119</b>	<b>0</b>
<b>Community Support</b>				
<b>3700 - Community Support - Operating</b>				
115 - Grants, Subsidies & Contributions	(36,434)	(124,928)	(198,292)	(12,700)
125 - Reimbursements	0	0	(4,379)	0
130 - Non Cash Income	0	0	0	(10,417)
300 - Employee Costs	76,880	169,186	138,346	139,075
350 - Administration Expenses	7,750	25,995	8,236	29,162
370 - Special Projects	11,892	11,892	11,661	0
455 - Programs and Events	75,942	88,359	93,021	76,600
940 - Non Cash Expense	6,250	6,250	6,250	6,250
960 - Transfer from Unspent Grant Reserves	0	0	0	(87,400)
980 - Overhead Allocation	(142,280)	(176,754)	(63,223)	(140,570)
<b>3700 - Community Support - Operating Total</b>	<b>0</b>	<b>0</b>	<b>(8,380)</b>	<b>0</b>
<b>7700 - Community Support - Capital</b>				
190 - Proceeds on Sale of Assets	0	0	0	(12,500)
705 - Purchases	0	0	0	38,500
<b>7700 - Community Support - Capital Total</b>	<b>0</b>	<b>0</b>	<b>0</b>	<b>26,000</b>
<b>Community Support Total</b>	<b>0</b>	<b>0</b>	<b>(8,380)</b>	<b>26,000</b>
<b>Corporate Performance</b>				
<b>3010 - Corporate Performance - Operating</b>				
125 - Reimbursements	(5,363)	(5,363)	(5,363)	(5,363)
300 - Employee Costs	336,704	337,525	361,840	368,401
350 - Administration Expenses	5,200	7,365	7,517	6,700
370 - Special Projects	30,000	30,000	23,952	5,000
375 - Media & Communications	56,000	56,000	42,911	61,000
940 - Non Cash Expense	4,718	4,477	4,614	4,707
980 - Overhead Allocation	(366,588)	(368,943)	(363,144)	(366,010)
<b>3010 - Corporate Performance - Operating Total</b>	<b>60,671</b>	<b>61,061</b>	<b>72,328</b>	<b>74,435</b>
<b>Corporate Performance Total</b>	<b>60,671</b>	<b>61,061</b>	<b>72,328</b>	<b>74,435</b>

# Shire of Esperance Budget

For the year ending 30th June 2020

## Management Budget

Account Description	Original Budget 2018/19	Current Budget 2018/19	YTD Actuals to 30 June 2019	Budget 2019/20
<b>Corporate Resources</b>				
<b>3100 - Corporate Resources - Operating</b>				
115 - Grants, Subsidies & Contributions	0	(363)	(363)	0
125 - Reimbursements	(210,000)	(210,000)	(202,347)	(210,000)
300 - Employee Costs	211,691	215,671	240,637	226,775
350 - Administration Expenses	75,500	63,175	61,178	65,305
360 - Professional Services	45,000	20,000	8,800	30,000
460 - Building Operations	112,547	108,021	108,136	115,216
500 - Building Maintenance	152,902	152,902	91,895	196,351
550 - Grounds Maintenance	42,804	42,804	43,511	43,898
940 - Non Cash Expense	201,719	203,237	206,966	212,711
955 - Transfer from Reserves	(5,247)	(5,247)	(5,247)	0
980 - Overhead Allocation	(516,518)	(486,269)	(392,763)	(557,563)
<b>3100 - Corporate Resources - Operating Total</b>	<b>110,398</b>	<b>103,931</b>	<b>160,405</b>	<b>122,693</b>
<b>7100 - Corporate Resources - Capital</b>				
705 - Purchases	30,000	30,000	0	50,000
710 - Building Project	0	0	0	38,600
955 - Transfer from Reserves	0	0	0	(38,600)
<b>7100 - Corporate Resources - Capital Total</b>	<b>30,000</b>	<b>30,000</b>	<b>0</b>	<b>50,000</b>
<b>Corporate Resources Total</b>	<b>140,398</b>	<b>133,931</b>	<b>160,405</b>	<b>172,693</b>
<b>Executive Services</b>				
<b>3000 - Executive Services - Operating</b>				
115 - Grants, Subsidies & Contributions	(1,000)	(899)	(899)	(25,000)
125 - Reimbursements	(4,000)	(4,000)	(3,435)	(4,000)
130 - Non Cash Income	0	0	0	(9,350)
300 - Employee Costs	473,859	473,108	434,611	464,840
350 - Administration Expenses	92,200	89,800	85,914	95,500
360 - Professional Services	10,000	15,820	19,999	15,000
365 - Legal & Debt Recovery Costs	35,000	35,000	62,732	35,000
370 - Special Projects	30,000	15,000	0	15,000
940 - Non Cash Expense	8,850	8,850	8,850	8,850
980 - Overhead Allocation	(537,719)	(526,705)	(486,263)	(487,712)
<b>3000 - Executive Services - Operating Total</b>	<b>107,190</b>	<b>105,974</b>	<b>121,508</b>	<b>108,128</b>
<b>7000 - Executive Services - Capital</b>				
190 - Proceeds on Sale of Assets	0	0	0	(30,000)
705 - Purchases	0	0	0	69,500
<b>7000 - Executive Services - Capital Total</b>	<b>0</b>	<b>0</b>	<b>0</b>	<b>39,500</b>
<b>Executive Services Total</b>	<b>107,190</b>	<b>105,974</b>	<b>121,508</b>	<b>147,628</b>



# Shire of Esperance Budget

For the year ending 30th June 2020

## Management Budget

Account Description	Original Budget 2018/19	Current Budget 2018/19	YTD Actuals to 30 June 2019	Budget 2019/20
<b>External Services</b>				
<b>3050 - External Services</b>				
115 - Grants, Subsidies & Contributions	(19,240)	(19,240)	(19,240)	(19,240)
125 - Reimbursements	0	(186)	(227)	0
130 - Non Cash Income	0	0	0	(21,750)
300 - Employee Costs	301,724	300,391	314,247	302,822
350 - Administration Expenses	21,600	20,969	19,767	20,700
940 - Non Cash Expense	9,750	9,750	9,750	9,750
980 - Overhead Allocation	(282,451)	(280,562)	(263,631)	(263,054)
<b>3050 - External Services Total</b>	<b>31,383</b>	<b>31,122</b>	<b>60,666</b>	<b>29,228</b>
<b>7050 - External Services - Capital</b>				
190 - Proceeds on Sale of Assets	0	0	0	(25,000)
705 - Purchases	0	0	0	56,000
<b>7050 - External Services - Capital Total</b>	<b>0</b>	<b>0</b>	<b>0</b>	<b>31,000</b>
<b>External Services Total</b>	<b>31,383</b>	<b>31,122</b>	<b>60,666</b>	<b>60,228</b>
<b>Financial Services</b>				
<b>3120 - Financial Services - Operating</b>				
105 - Fees & Charges	(6,800)	(6,500)	(6,500)	(6,000)
115 - Grants, Subsidies & Contributions	(10,329)	(10,329)	(6,622)	0
125 - Reimbursements	0	0	(410)	0
300 - Employee Costs	698,326	700,912	692,066	718,082
350 - Administration Expenses	2,900	2,900	2,218	3,900
360 - Professional Services	31,000	31,000	23,711	33,000
380 - Bank Charges	65,000	83,000	80,721	86,000
940 - Non Cash Expense	4,718	4,718	4,719	4,718
980 - Overhead Allocation	(620,179)	(634,454)	(614,101)	(656,927)
<b>3120 - Financial Services - Operating Total</b>	<b>164,636</b>	<b>171,247</b>	<b>175,801</b>	<b>182,773</b>
<b>Financial Services Total</b>	<b>164,636</b>	<b>171,247</b>	<b>175,801</b>	<b>182,773</b>
<b>Human Services</b>				
<b>3160 - Human Services - Operating</b>				
115 - Grants, Subsidies & Contributions	0	(545)	(545)	0
125 - Reimbursements	(3,000)	(8,000)	(5,426)	(3,000)
300 - Employee Costs	304,140	303,925	278,495	299,452
320 - Occupational Health & Safety & Risk	20,000	16,000	13,603	22,000
325 - Recruitment	35,000	25,000	24,459	35,000
350 - Administration Expenses	23,860	21,780	19,116	25,000
940 - Non Cash Expense	4,718	4,718	4,719	4,718
980 - Overhead Allocation	(299,949)	(282,921)	(256,955)	(298,157)
<b>3160 - Human Services - Operating Total</b>	<b>84,769</b>	<b>79,957</b>	<b>77,466</b>	<b>85,013</b>
<b>Human Services Total</b>	<b>84,769</b>	<b>79,957</b>	<b>77,466</b>	<b>85,013</b>
<b>Information Mgmt Services</b>				
<b>3150 - Information Management - Operating</b>				
125 - Reimbursements	0	0	(151)	0
300 - Employee Costs	229,767	228,094	226,236	239,486
350 - Administration Expenses	37,450	37,341	27,316	37,650
360 - Professional Services	10,000	4,000	4,500	10,000
980 - Overhead Allocation	(257,052)	(249,836)	(233,453)	(263,316)
<b>3150 - Information Management - Operating Total</b>	<b>20,165</b>	<b>19,599</b>	<b>24,449</b>	<b>23,820</b>
<b>Information Mgmt Services Total</b>	<b>20,165</b>	<b>19,599</b>	<b>24,449</b>	<b>23,820</b>

# Shire of Esperance Budget

For the year ending 30th June 2020

## Management Budget

Account Description	Original Budget 2018/19	Current Budget 2018/19	YTD Actuals to 30 June 2019	Budget 2019/20
<b>IT Services</b>				
<b>3140 - Information Technology - Operating</b>				
105 - Fees & Charges	0	0	(500)	0
115 - Grants, Subsidies & Contributions	(18,870)	(18,870)	(16,640)	(16,640)
300 - Employee Costs	294,580	293,847	302,608	303,014
350 - Administration Expenses	1,900	2,510	2,571	2,400
355 - Computer/IT Costs	312,000	298,914	276,391	309,000
360 - Professional Services	69,430	69,430	14,230	54,455
385 - IT Purchases	57,300	57,300	36,770	82,980
940 - Non Cash Expense	7,641	7,641	7,641	7,641
980 - Overhead Allocation	(536,180)	(526,397)	(456,358)	(547,635)
<b>3140 - Information Technology - Operating Total</b>	<b>187,801</b>	<b>184,375</b>	<b>166,715</b>	<b>195,215</b>
<b>7140 - Information Technology - Capital</b>				
705 - Purchases	33,000	31,480	31,480	130,000
715 - Infrastructure Project	145,330	145,330	189,041	20,000
955 - Transfer from Reserves	(145,330)	(145,330)	(189,041)	(80,000)
<b>7140 - Information Technology - Capital Total</b>	<b>33,000</b>	<b>31,480</b>	<b>31,480</b>	<b>70,000</b>
<b>IT Services Total</b>	<b>220,801</b>	<b>215,855</b>	<b>198,195</b>	<b>265,215</b>
<b>Members of Council</b>				
<b>3020 - Members of Council - Operating</b>				
125 - Reimbursements	(3,000)	(3,000)	(1,512)	(3,000)
315 - Elected Member Training	25,000	20,940	21,486	30,000
330 - Elected Member Expenditure	317,825	316,692	311,740	317,945
335 - Election Expenses	0	0	0	45,000
340 - Civic Function & Receptions	8,000	4,000	50	8,000
370 - Special Projects	11,000	10,000	11,251	0
410 - Insurance	1,235	1,175	1,175	1,175
940 - Non Cash Expense	260	260	260	0
980 - Overhead Allocation	745,084	731,211	670,903	724,583
<b>3020 - Members of Council - Operating Total</b>	<b>1,105,404</b>	<b>1,081,278</b>	<b>1,015,353</b>	<b>1,123,703</b>
<b>Members of Council Total</b>	<b>1,105,404</b>	<b>1,081,278</b>	<b>1,015,353</b>	<b>1,123,703</b>
<b>04 - Governance Total</b>	<b>1,935,417</b>	<b>1,900,024</b>	<b>1,922,911</b>	<b>2,161,508</b>

# Shire of Esperance Budget

For the year ending 30th June 2020

## Management Budget

Account Description	Original Budget 2018/19	Current Budget 2018/19	YTD Actuals to 30 June 2019	Budget 2019/20
<b>05 - Law, Order &amp; Public Safety</b>				
<b>Community Emergency Services</b>				
<b>4070 - Community Emergency Services - Operating</b>				
115 - Grants, Subsidies & Contributions	(55,244)	(55,537)	(70,454)	(57,491)
300 - Employee Costs	97,988	98,904	104,745	101,182
350 - Administration Expenses	13,050	12,666	18,708	14,220
<b>4070 - Community Emergency Services - Operating Total</b>	<b>55,794</b>	<b>56,033</b>	<b>52,999</b>	<b>57,911</b>
<b>Community Emergency Services Total</b>	<b>55,794</b>	<b>56,033</b>	<b>52,999</b>	<b>57,911</b>
<b>Emergency Management</b>				
<b>4090 - Emergency Management - Operating</b>				
115 - Grants, Subsidies & Contributions	(700,000)	(410,000)	20,000	(700,000)
125 - Reimbursements	0	0	(170,213)	0
350 - Administration Expenses	44,000	40,388	38,923	42,000
360 - Professional Services	20,000	0	0	0
370 - Special Projects	47,138	107,138	37,266	9,872
480 - ELEMC	2,000	2,000	638	2,000
481 - Fire Fighting Equipment	5,000	5,000	5,516	5,000
482 - Fire Fighting Expenses	50,000	70,000	293,452	100,000
530 - Strategic Firebreak Program	80,000	100,000	100,508	100,000
940 - Non Cash Expense	1,667	1,667	1,667	1,667
980 - Overhead Allocation	83,557	93,579	63,206	83,502
<b>4090 - Emergency Management - Operating Total</b>	<b>(366,638)</b>	<b>9,772</b>	<b>390,963</b>	<b>(355,959)</b>
<b>8090 - Emergency Management - Capital</b>				
190 - Proceeds on Sale of Assets	0	(20,000)	(20,000)	0
705 - Purchases	700,000	350,000	0	700,000
<b>8090 - Emergency Management - Capital Total</b>	<b>700,000</b>	<b>330,000</b>	<b>(20,000)</b>	<b>700,000</b>
<b>Emergency Management Total</b>	<b>333,362</b>	<b>339,772</b>	<b>370,963</b>	<b>344,041</b>
<b>Fire Prevention - DFES</b>				
<b>4100 - Fire Prevention - DFES - Operating</b>				
115 - Grants, Subsidies & Contributions	0	0	0	(31,618)
125 - Reimbursements	(154,815)	(133,590)	(219,149)	(179,263)
130 - Non Cash Income	0	(2,040)	(2,040)	0
350 - Administration Expenses	55,000	55,019	55,019	86,618
410 - Insurance	39,500	32,704	32,704	44,769
483 - Brigade Operation Expenses	0	2,000	2,095	2,200
484 - Brigade Fund	111,935	116,802	130,544	149,016
940 - Non Cash Expense	462,515	479,307	473,730	467,558
960 - Transfer from Unspent Grant Reserves	(51,620)	(51,620)	(51,620)	(71,722)
980 - Overhead Allocation	65,446	73,713	48,540	66,061
<b>4100 - Fire Prevention - DFES - Operating Total</b>	<b>527,961</b>	<b>572,295</b>	<b>469,823</b>	<b>533,619</b>
<b>8100 - Fire Prevention - DFES - Capital</b>				
150 - Capital Grants Received	(122,918)	(1,026,985)	(59,449)	(967,536)
710 - Building Project	134,721	1,058,788	89,883	994,305
<b>8100 - Fire Prevention - DFES - Capital Total</b>	<b>11,803</b>	<b>31,803</b>	<b>30,434</b>	<b>26,769</b>
<b>Fire Prevention - DFES Total</b>	<b>539,764</b>	<b>604,098</b>	<b>500,258</b>	<b>560,388</b>

# Shire of Esperance Budget

For the year ending 30th June 2020

## Management Budget

Account Description	Original Budget 2018/19	Current Budget 2018/19	YTD Actuals to 30 June 2019	Budget 2019/20
<b>Other Law, Order &amp; Public Safety</b>				
<b>4050 - Other Law, Order &amp; Public Safety - Operating</b>				
420 - Operations	1,682	4,182	5,702	2,764
940 - Non Cash Expense	11,608	7,731	7,731	7,731
980 - Overhead Allocation	9,643	9,497	8,747	10,154
<b>4050 - Other Law, Order &amp; Public Safety - Operating Total</b>	<b>22,933</b>	<b>21,410</b>	<b>22,180</b>	<b>20,649</b>
<b>Other Law, Order &amp; Public Safety Total</b>	<b>22,933</b>	<b>21,410</b>	<b>22,180</b>	<b>20,649</b>
<b>Ranger Services</b>				
<b>4040 - Ranger Services - Operating</b>				
105 - Fees & Charges	(74,750)	(71,000)	(66,363)	(74,250)
125 - Reimbursements	0	0	(22,347)	0
130 - Non Cash Income	0	0	0	(10,000)
300 - Employee Costs	343,858	340,213	334,182	351,692
350 - Administration Expenses	53,850	42,120	37,819	50,100
360 - Professional Services	0	250	0	0
459 - Animal Control	9,500	7,250	6,589	8,500
500 - Building Maintenance	9,000	9,000	5,495	11,000
940 - Non Cash Expense	20,490	20,490	20,490	20,490
980 - Overhead Allocation	101,622	99,656	90,347	103,405
<b>4040 - Ranger Services - Operating Total</b>	<b>463,570</b>	<b>447,979</b>	<b>406,212</b>	<b>460,937</b>
<b>8040 - Ranger Services - Capital</b>				
190 - Proceeds on Sale of Assets	0	0	0	(12,500)
705 - Purchases	0	0	0	39,000
710 - Building Project	0	0	0	250,000
955 - Transfer from Reserves	0	0	0	(250,000)
<b>8040 - Ranger Services - Capital Total</b>	<b>0</b>	<b>0</b>	<b>0</b>	<b>26,500</b>
<b>Ranger Services Total</b>	<b>463,570</b>	<b>447,979</b>	<b>406,212</b>	<b>487,437</b>
<b>State Emergency Services</b>				
<b>4080 - State Emergency Service - Operating</b>				
115 - Grants, Subsidies & Contributions	(16,155)	(16,155)	(20,711)	(16,687)
405 - Grants/Donations Paid	21,520	21,520	21,505	21,258
960 - Transfer from Unspent Grant Reserves	(5,365)	(5,365)	(5,365)	(4,571)
<b>4080 - State Emergency Service - Operating Total</b>	<b>0</b>	<b>0</b>	<b>(4,571)</b>	<b>0</b>
<b>State Emergency Services Total</b>	<b>0</b>	<b>0</b>	<b>(4,571)</b>	<b>0</b>
<b>05 - Law, Order &amp; Public Safety Total</b>	<b>1,415,423</b>	<b>1,469,292</b>	<b>1,348,041</b>	<b>1,470,426</b>

# Shire of Esperance Budget

For the year ending 30th June 2020

## Management Budget

Account Description	Original Budget 2018/19	Current Budget 2018/19	YTD Actuals to 30 June 2019	Budget 2019/20
<b>07 - Health</b>				
<b>Environmental Health Services</b>				
<b>4200 - Environmental Health Services - Operating</b>				
105 - Fees & Charges	(63,000)	(63,000)	(62,218)	(58,500)
115 - Grants, Subsidies & Contributions	0	(2,040)	(1,447)	(1,000)
125 - Reimbursements	(500)	(40,000)	0	0
130 - Non Cash Income	(3,971)	(3,971)	0	0
300 - Employee Costs	311,017	298,685	287,736	317,382
350 - Administration Expenses	27,700	70,830	27,392	27,900
360 - Professional Services	0	7,600	9,780	0
370 - Special Projects	10,000	10,231	11,863	0
940 - Non Cash Expense	4,718	4,718	4,719	4,718
980 - Overhead Allocation	63,420	70,868	64,643	73,176
<b>4200 - Environmental Health Services - Operating Total</b>	<b>349,384</b>	<b>353,921</b>	<b>342,468</b>	<b>363,676</b>
<b>8200 - Environmental Health Services - Capital</b>				
190 - Proceeds on Sale of Assets	(15,450)	(19,091)	(19,091)	0
705 - Purchases	41,200	35,523	35,523	0
<b>8200 - Environmental Health Services - Capital Total</b>	<b>25,750</b>	<b>16,432</b>	<b>16,432</b>	<b>0</b>
<b>Environmental Health Services Total</b>	<b>375,134</b>	<b>370,353</b>	<b>358,900</b>	<b>363,676</b>
<b>07 - Health Total</b>	<b>375,134</b>	<b>370,353</b>	<b>358,900</b>	<b>363,676</b>

# Shire of Esperance Budget

For the year ending 30th June 2020

## Management Budget

Account Description	Original Budget 2018/19	Current Budget 2018/19	YTD Actuals to 30 June 2019	Budget 2019/20
<b>08 - Education &amp; Welfare</b>				
<b>Home Care</b>				
<b>3810 - Home Care - Operating</b>				
115 - Grants, Subsidies & Contributions	(200)	(200)	(40)	(200)
125 - Reimbursements	(30,400)	(30,400)	(16,915)	(20,400)
130 - Non Cash Income	0	0	(523)	0
140 - Home Care Program Income	(3,805,703)	(3,868,808)	(3,982,336)	(4,133,797)
300 - Employee Costs	2,915,443	2,948,647	2,628,776	2,976,793
350 - Administration Expenses	375,801	360,992	252,275	578,590
400 - Volunteer Support	15,000	11,000	11,000	9,800
425 - Home Care Program Expenses	3,829,364	3,878,343	3,411,853	3,982,489
460 - Building Operations	36,380	36,111	29,914	36,254
500 - Building Maintenance	29,985	29,985	24,050	44,850
550 - Grounds Maintenance	1,000	1,000	0	1,000
940 - Non Cash Expense	164,402	166,046	167,802	169,943
955 - Transfer from Reserves	0	0	(13,366)	0
960 - Transfer from Unspent Grant Reserves	(47,966)	(47,966)	(47,966)	0
961 - Transfer from Unspent Grant - Work Order	(246,012)	(246,012)	(246,012)	(350,069)
980 - Overhead Allocation	(3,072,692)	(3,072,692)	(2,929,847)	(3,125,310)
<b>3810 - Home Care - Operating Total</b>	<b>164,402</b>	<b>166,046</b>	<b>(711,336)</b>	<b>169,943</b>
<b>7810 - Home Care - Capital</b>				
150 - Capital Grants Received	(330,000)	(330,000)	0	(330,000)
190 - Proceeds on Sale of Assets	0	0	(49,750)	(2,500)
705 - Purchases	95,366	95,366	124,735	49,573
710 - Building Project	580,000	580,000	19,981	580,000
715 - Infrastructure Project	0	0	0	20,000
955 - Transfer from Reserves	(278,312)	(278,312)	(27,912)	(270,000)
960 - Transfer from Unspent Grant Reserves	(67,054)	(67,054)	(67,054)	(47,073)
<b>7810 - Home Care - Capital Total</b>	<b>0</b>	<b>0</b>	<b>0</b>	<b>0</b>
<b>Home Care Total</b>	<b>164,402</b>	<b>166,046</b>	<b>(711,336)</b>	<b>169,943</b>
<b>Senior Citizens Centre</b>				
<b>3840 - Senior Citizens Centre - Operating</b>				
105 - Fees & Charges	0	(220)	(214)	0
125 - Reimbursements	(6,000)	(5,780)	(2,635)	0
300 - Employee Costs	0	0	89	0
350 - Administration Expenses	50,000	50,700	49,148	40,000
460 - Building Operations	18,060	13,663	8,257	6,366
500 - Building Maintenance	20,050	20,050	14,910	31,800
550 - Grounds Maintenance	5,171	6,671	6,234	5,337
940 - Non Cash Expense	46,111	46,111	46,111	46,111
980 - Overhead Allocation	46,997	53,359	34,465	46,947
<b>3840 - Senior Citizens Centre - Operating Total</b>	<b>180,389</b>	<b>184,554</b>	<b>156,365</b>	<b>176,561</b>
<b>Senior Citizens Centre Total</b>	<b>180,389</b>	<b>184,554</b>	<b>156,365</b>	<b>176,561</b>

# Shire of Esperance Budget

For the year ending 30th June 2020

## Management Budget

Account Description	Original Budget 2018/19	Current Budget 2018/19	YTD Actuals to 30 June 2019	Budget 2019/20
<b>Seniors, Youth &amp; Children</b>				
<b>3860 - Seniors, Youth &amp; Children - Operating</b>				
105 - Fees & Charges	(5,000)	(2,500)	(5,596)	(5,000)
115 - Grants, Subsidies & Contributions	0	0	0	(10,000)
125 - Reimbursements	(2,200)	(2,200)	(3,459)	(2,700)
350 - Administration Expenses	3,200	4,000	3,852	5,000
370 - Special Projects	147,636	146,636	2,092	160,136
460 - Building Operations	3,374	3,551	3,839	4,177
500 - Building Maintenance	7,500	16,500	15,629	2,000
550 - Grounds Maintenance	1,183	1,183	1,342	1,183
940 - Non Cash Expense	108,232	108,232	108,232	108,232
955 - Transfer from Reserves	(144,636)	(144,636)	0	(144,636)
980 - Overhead Allocation	8,004	7,935	7,370	8,477
<b>3860 - Seniors, Youth &amp; Children - Operating Total</b>	<b>127,293</b>	<b>138,701</b>	<b>133,301</b>	<b>126,869</b>
<b>Seniors, Youth &amp; Children Total</b>	<b>127,293</b>	<b>138,701</b>	<b>133,301</b>	<b>126,869</b>
<b>Volunteer Resource Centre</b>				
<b>3850 - Volunteer Resource Centre - Operating</b>				
105 - Fees & Charges	(250)	(450)	(537)	(500)
115 - Grants, Subsidies & Contributions	(98,850)	(118,314)	(119,575)	(99,850)
300 - Employee Costs	95,733	84,501	86,240	67,037
350 - Administration Expenses	19,350	42,933	25,610	44,616
455 - Programs and Events	8,099	15,412	11,933	9,107
960 - Transfer from Unspent Grant Reserves	(24,082)	(24,082)	(24,082)	(20,410)
<b>3850 - Volunteer Resource Centre - Operating Total</b>	<b>0</b>	<b>0</b>	<b>(20,410)</b>	<b>0</b>
<b>Volunteer Resource Centre Total</b>	<b>0</b>	<b>0</b>	<b>(20,410)</b>	<b>0</b>
<b>08 - Education &amp; Welfare Total</b>	<b>472,084</b>	<b>489,301</b>	<b>(442,080)</b>	<b>473,373</b>



# Shire of Esperance Budget

For the year ending 30th June 2020

## Management Budget

Account Description	Original Budget 2018/19	Current Budget 2018/19	YTD Actuals to 30 June 2019	Budget 2019/20
<b>10 - Community Amenities</b>				
<b>Cemeteries</b>				
<b>3530 - Cemeteries - Operating</b>				
105 - Fees & Charges	(128,000)	(93,000)	(125,803)	(133,000)
125 - Reimbursements	(1,000)	(1,000)	(50)	(1,000)
350 - Administration Expenses	500	980	980	500
420 - Operations	10,500	10,000	6,708	9,238
460 - Building Operations	420	465	465	205
500 - Building Maintenance	2,000	2,000	1,933	2,000
525 - Burial & Grounds Expenses	95,600	77,045	88,799	101,000
550 - Grounds Maintenance	111,367	111,367	103,641	114,150
940 - Non Cash Expense	32,886	30,244	30,244	30,245
980 - Overhead Allocation	25,080	26,261	24,760	25,859
<b>3530 - Cemeteries - Operating Total</b>	<b>149,353</b>	<b>164,362</b>	<b>131,677</b>	<b>149,197</b>
<b>Cemeteries Total</b>	<b>149,353</b>	<b>164,362</b>	<b>131,677</b>	<b>149,197</b>
<b>Environmental Services</b>				
<b>4060 - Environmental Services - Operating</b>				
115 - Grants, Subsidies & Contributions	0	(24,300)	(24,300)	0
300 - Employee Costs	140,886	140,476	136,917	144,071
350 - Administration Expenses	12,810	12,810	8,985	13,060
370 - Special Projects	20,000	44,300	1,586	42,714
940 - Non Cash Expense	4,434	4,434	4,434	4,434
960 - Transfer from Unspent Grant Reserves	0	0	0	(24,300)
980 - Overhead Allocation	29,648	29,018	26,676	31,032
<b>4060 - Environmental Services - Operating Total</b>	<b>207,778</b>	<b>206,738</b>	<b>154,297</b>	<b>211,011</b>
<b>Environmental Services Total</b>	<b>207,778</b>	<b>206,738</b>	<b>154,297</b>	<b>211,011</b>
<b>Planning Services</b>				
<b>4010 - Planning Services - Operating</b>				
105 - Fees & Charges	(270,000)	(268,000)	(246,958)	(272,500)
300 - Employee Costs	308,986	308,349	293,531	301,415
350 - Administration Expenses	10,880	5,449	2,382	5,500
370 - Special Projects	0	0	0	50,000
940 - Non Cash Expense	3,900	0	0	0
955 - Transfer from Reserves	0	0	0	(50,000)
980 - Overhead Allocation	94,536	95,340	88,819	83,960
<b>4010 - Planning Services - Operating Total</b>	<b>148,302</b>	<b>141,138</b>	<b>137,773</b>	<b>118,375</b>
<b>Planning Services Total</b>	<b>148,302</b>	<b>141,138</b>	<b>137,773</b>	<b>118,375</b>
<b>Public Toilets &amp; BBQ`s</b>				
<b>3520 - Public Toilets &amp; BBQ`s - Operating</b>				
125 - Reimbursements	0	(106)	(106)	0
130 - Non Cash Income	(2,306)	(2,306)	0	0
460 - Building Operations	214,210	207,336	187,722	217,774
500 - Building Maintenance	225,590	250,315	148,657	294,720
940 - Non Cash Expense	49,613	49,613	49,613	49,613
980 - Overhead Allocation	14,707	16,277	15,517	15,190
<b>3520 - Public Toilets &amp; BBQ`s - Operating Total</b>	<b>501,814</b>	<b>521,129</b>	<b>401,403</b>	<b>577,297</b>
<b>Public Toilets &amp; BBQ`s Total</b>	<b>501,814</b>	<b>521,129</b>	<b>401,403</b>	<b>577,297</b>



# Shire of Esperance Budget

For the year ending 30th June 2020

## Management Budget

Account Description	Original Budget 2018/19	Current Budget 2018/19	YTD Actuals to 30 June 2019	Budget 2019/20
<b>Strategic Planning &amp; Land Projects</b>				
<b>4000 - Strategic Planning &amp; Land Projects - Operating</b>				
105 - Fees & Charges	(1,000)	(550)	(1,392)	(2,000)
115 - Grants, Subsidies & Contributions	(32,240)	(49,040)	(46,590)	(50,440)
125 - Reimbursements	0	(1,540)	(1,540)	0
130 - Non Cash Income	0	(7,464)	(7,464)	0
300 - Employee Costs	173,198	189,296	189,035	196,561
350 - Administration Expenses	16,750	13,684	12,724	17,550
370 - Special Projects	2,698	15,000	7,750	17,250
940 - Non Cash Expense	27,885	26,400	26,400	25,222
980 - Overhead Allocation	164,397	166,035	153,851	161,307
<b>4000 - Strategic Planning &amp; Land Projects - Operating Total</b>	<b>351,688</b>	<b>351,821</b>	<b>332,774</b>	<b>365,450</b>
<b>Strategic Planning &amp; Land Projects Total</b>	<b>351,688</b>	<b>351,821</b>	<b>332,774</b>	<b>365,450</b>
<b>Waste Management</b>				
<b>3420 - Waste Management - Operating</b>				
105 - Fees & Charges	(3,570,000)	(3,675,000)	(3,668,797)	(3,546,500)
110 - Levy	(607,000)	(607,706)	(608,073)	(607,000)
115 - Grants, Subsidies & Contributions	(18,500)	(18,700)	(18,700)	(18,500)
120 - Interest Earnings	(6,000)	(6,000)	(7,231)	(6,900)
125 - Reimbursements	(100)	(715)	(2,165)	(100)
130 - Non Cash Income	(2,306)	(2,306)	0	(2,000)
300 - Employee Costs	775,049	772,060	792,037	794,778
350 - Administration Expenses	191,900	184,914	202,984	187,000
370 - Special Projects	533,500	542,338	454,381	597,500
420 - Operations	28,712	62,560	59,533	31,781
450 - Refuse	620,000	575,000	629,324	545,625
451 - Recycling	355,000	373,080	408,086	346,500
452 - Other Sanitation	72,840	68,720	70,326	80,615
500 - Building Maintenance	31,415	54,915	48,916	87,850
540 - Maintenance	811,865	838,742	523,487	228,500
940 - Non Cash Expense	150,973	215,113	213,129	155,719
955 - Transfer from Reserves	(677,365)	(726,203)	(418,332)	0
980 - Overhead Allocation	154,729	150,363	139,659	153,860
<b>3420 - Waste Management - Operating Total</b>	<b>(1,155,288)</b>	<b>(1,198,825)</b>	<b>(1,181,436)</b>	<b>(971,272)</b>
<b>7420 - Waste Management - Capital</b>				
190 - Proceeds on Sale of Assets	(23,225)	(19,091)	(19,091)	(7,000)
705 - Purchases	113,860	109,708	99,699	100,900
715 - Infrastructure Project	76,910	69,646	68,819	660,000
955 - Transfer from Reserves	(167,545)	(160,263)	(149,427)	(747,400)
<b>7420 - Waste Management - Capital Total</b>	<b>0</b>	<b>0</b>	<b>(0)</b>	<b>6,500</b>
<b>Waste Management Total</b>	<b>(1,155,288)</b>	<b>(1,198,825)</b>	<b>(1,181,437)</b>	<b>(964,772)</b>
<b>10 - Community Amenities Total</b>	<b>203,647</b>	<b>186,363</b>	<b>(23,513)</b>	<b>456,558</b>

# Shire of Esperance Budget

For the year ending 30th June 2020

## Management Budget

Account Description	Original Budget 2018/19	Current Budget 2018/19	YTD Actuals to 30 June 2019	Budget 2019/20
<b>11 - Recreation &amp; Culture</b>				
<b>Bay of Isles Leisure Centre</b>				
<b>3730 - BOILC - Admin - Operating</b>				
105 - Fees & Charges	(116,500)	(118,810)	(111,688)	(139,000)
115 - Grants, Subsidies & Contributions	(17,005)	(22,453)	(14,696)	0
130 - Non Cash Income	0	0	0	(3,511)
300 - Employee Costs	605,897	610,424	609,324	571,019
350 - Administration Expenses	91,467	84,827	60,635	75,750
460 - Building Operations	333,303	296,051	304,687	337,527
470 - Kiosk	30,500	30,500	29,606	35,500
471 - Pro Shop	7,000	7,000	7,539	7,000
500 - Building Maintenance	570,265	570,265	696,377	589,000
550 - Grounds Maintenance	8,000	8,000	8,754	8,200
940 - Non Cash Expense	281,874	288,755	288,633	290,907
955 - Transfer from Reserves	(229,157)	(229,157)	(229,157)	(385,127)
980 - Overhead Allocation	167,419	165,461	151,084	172,267
<b>3730 - BOILC - Admin - Operating Total</b>	<b>1,733,063</b>	<b>1,690,863</b>	<b>1,801,097</b>	<b>1,559,532</b>
<b>3740 - BOILC - Pool - Operating</b>				
105 - Fees & Charges	(334,000)	(325,000)	(380,413)	(480,000)
125 - Reimbursements	0	(1,500)	(2,173)	0
472 - Pool Operations	261,806	261,741	257,883	371,170
473 - Swim School	106,606	87,764	83,989	116,127
<b>3740 - BOILC - Pool - Operating Total</b>	<b>34,412</b>	<b>23,005</b>	<b>(40,715)</b>	<b>7,297</b>
<b>3750 - BOILC - Dry - Operating</b>				
105 - Fees & Charges	(210,000)	(186,000)	(179,868)	(200,000)
474 - Dry Operations	150,367	141,560	132,776	149,858
<b>3750 - BOILC - Dry - Operating Total</b>	<b>(59,633)</b>	<b>(44,440)</b>	<b>(47,092)</b>	<b>(50,142)</b>
<b>7730 - BOILC - Admin - Capital</b>				
125 - Reimbursements	0	(26,250)	(41,250)	0
190 - Proceeds on Sale of Assets	0	0	0	(13,000)
705 - Purchases	0	0	0	40,150
710 - Building Project	99,650	99,650	71,173	28,477
955 - Transfer from Reserves	(99,650)	(73,400)	(29,923)	(28,477)
<b>7730 - BOILC - Admin - Capital Total</b>	<b>0</b>	<b>0</b>	<b>0</b>	<b>27,150</b>
<b>Bay of Isles Leisure Centre Total</b>	<b>1,707,842</b>	<b>1,669,428</b>	<b>1,713,290</b>	<b>1,543,837</b>

# Shire of Esperance Budget

For the year ending 30th June 2020

## Management Budget

Account Description	Original Budget 2018/19	Current Budget 2018/19	YTD Actuals to 30 June 2019	Budget 2019/20
<b>Civic Centre</b>				
<b>3910 - Civic Centre - Operating</b>				
105 - Fees & Charges	(90,000)	(95,000)	(110,194)	(100,000)
115 - Grants, Subsidies & Contributions	(63,000)	(63,000)	(30,000)	(63,000)
125 - Reimbursements	(4,500)	(2,000)	(426)	(4,500)
135 - Show Income	(107,000)	(107,000)	(177,061)	(110,000)
300 - Employee Costs	117,588	115,750	116,112	148,553
350 - Administration Expenses	33,870	33,116	28,997	34,680
380 - Bank Charges	200	200	558	200
460 - Building Operations	70,193	69,224	67,325	72,096
465 - Show Expenses	150,000	150,000	215,687	150,000
470 - Kiosk	10,000	10,000	10,225	10,000
500 - Building Maintenance	418,020	418,020	144,731	345,600
550 - Grounds Maintenance	36,854	51,854	41,854	37,776
940 - Non Cash Expense	248,143	245,570	245,647	245,546
955 - Transfer from Reserves	(240,000)	(292,425)	(19,136)	(200,000)
960 - Transfer from Unspent Grant Reserves	0	0	0	(30,000)
980 - Overhead Allocation	54,505	55,589	51,481	56,664
<b>3910 - Civic Centre - Operating Total</b>	<b>634,873</b>	<b>589,898</b>	<b>585,800</b>	<b>593,615</b>
<b>7910 - Civic Centre - Capital</b>				
705 - Purchases	30,000	28,000	25,007	0
<b>7910 - Civic Centre - Capital Total</b>	<b>30,000</b>	<b>28,000</b>	<b>25,007</b>	<b>0</b>
<b>Civic Centre Total</b>	<b>664,873</b>	<b>617,898</b>	<b>610,807</b>	<b>593,615</b>
<b>Club Development</b>				
<b>3760 - Club Development - Operating</b>				
115 - Grants, Subsidies & Contributions	(65,000)	0	0	0
300 - Employee Costs	69,189	0	0	0
350 - Administration Expenses	1,500	0	0	0
476 - Kidsport	40,000	0	0	0
980 - Overhead Allocation	19,917	0	0	0
<b>3760 - Club Development - Operating Total</b>	<b>65,606</b>	<b>0</b>	<b>0</b>	<b>0</b>
<b>Club Development Total</b>	<b>65,606</b>	<b>0</b>	<b>0</b>	<b>0</b>

# Shire of Esperance Budget

For the year ending 30th June 2020

## Management Budget

Account Description	Original Budget 2018/19	Current Budget 2018/19	YTD Actuals to 30 June 2019	Budget 2019/20
<b>Coastal Infrastructure</b>				
<b>3220 - Coastal Infrastructure - Operating</b>				
105 - Fees & Charges	(45,150)	(45,150)	(52,070)	(52,150)
115 - Grants, Subsidies & Contributions	(110,200)	(147,231)	(153,456)	(112,950)
125 - Reimbursements	(68,800)	(69,500)	(59,191)	(69,300)
300 - Employee Costs	44,750	44,684	37,093	45,411
350 - Administration Expenses	23,000	23,000	18,102	23,575
370 - Special Projects	1,765,734	1,816,312	299,755	1,720,498
420 - Operations	19,288	14,474	14,703	15,179
540 - Maintenance	541,559	536,579	547,283	572,445
565 - Coastal Roads Maintenance	28,500	28,500	29,078	30,000
940 - Non Cash Expense	562,300	544,386	547,618	549,534
955 - Transfer from Reserves	(1,765,734)	(1,765,734)	(248,300)	(1,720,498)
980 - Overhead Allocation	54,315	55,622	52,079	57,178
<b>3220 - Coastal Infrastructure - Operating Total</b>	<b>1,049,562</b>	<b>1,035,942</b>	<b>1,032,695</b>	<b>1,058,922</b>
<b>7220 - Coastal Infrastructure- Capital</b>				
150 - Capital Grants Received	(4,040,122)	(4,040,122)	(36,110)	(4,000,000)
195 - Borrowings	(1,000,000)	(1,000,000)	0	0
715 - Infrastructure Project	6,580,307	6,611,293	310,833	6,443,560
955 - Transfer from Reserves	(1,000,000)	(1,000,000)	0	(2,000,000)
960 - Transfer from Unspent Grant Reserves	(8,532)	(8,532)	(8,532)	(35,429)
<b>7220 - Coastal Infrastructure- Capital Total</b>	<b>531,653</b>	<b>562,639</b>	<b>266,190</b>	<b>408,131</b>
<b>Coastal Infrastructure Total</b>	<b>1,581,215</b>	<b>1,598,581</b>	<b>1,298,885</b>	<b>1,467,053</b>
<b>Community Grants Program</b>				
<b>3780 - Community Grants Program</b>				
405 - Grants/Donations Paid	212,566	212,566	177,451	239,808
980 - Overhead Allocation	24,660	24,418	23,036	25,625
<b>3780 - Community Grants Program Total</b>	<b>237,226</b>	<b>236,984</b>	<b>200,487</b>	<b>265,433</b>
<b>Community Grants Program Total</b>	<b>237,226</b>	<b>236,984</b>	<b>200,487</b>	<b>265,433</b>
<b>Culture</b>				
<b>3720 - Culture - Operating</b>				
125 - Reimbursements	(1,750)	0	0	0
350 - Administration Expenses	200	200	0	200
460 - Building Operations	1,820	1,451	1,451	5,500
500 - Building Maintenance	59,350	68,350	43,314	143,700
940 - Non Cash Expense	41,656	42,888	42,888	42,888
980 - Overhead Allocation	27,781	31,041	18,693	27,930
<b>3720 - Culture - Operating Total</b>	<b>129,057</b>	<b>143,930</b>	<b>106,346</b>	<b>220,218</b>
<b>7720 - Culture - Capital</b>				
710 - Building Project	0	0	0	105,000
955 - Transfer from Reserves	0	0	0	(105,000)
<b>7720 - Culture - Capital Total</b>	<b>0</b>	<b>0</b>	<b>0</b>	<b>0</b>
<b>Culture Total</b>	<b>129,057</b>	<b>143,930</b>	<b>106,346</b>	<b>220,218</b>

# Shire of Esperance Budget

For the year ending 30th June 2020

## Management Budget

Account Description	Original Budget 2018/19	Current Budget 2018/19	YTD Actuals to 30 June 2019	Budget 2019/20
<b>Esperance Museum</b>				
<b>3870 - Esperance Museum - Operating</b>				
105 - Fees & Charges	(55,000)	(55,000)	(55,377)	(55,000)
115 - Grants, Subsidies & Contributions	0	(23,000)	(4,000)	(23,000)
125 - Reimbursements	0	0	(18)	0
350 - Administration Expenses	14,700	13,825	12,178	23,395
370 - Special Projects	7,000	30,000	0	30,000
455 - Programs and Events	23,500	21,500	26,172	16,000
460 - Building Operations	46,169	48,099	59,019	55,857
500 - Building Maintenance	89,485	89,485	76,493	119,343
940 - Non Cash Expense	90,729	91,634	91,633	91,634
980 - Overhead Allocation	65,851	70,298	54,598	67,124
<b>3870 - Esperance Museum - Operating Total</b>	<b>282,434</b>	<b>286,841</b>	<b>260,697</b>	<b>325,353</b>
<b>Esperance Museum Total</b>	<b>282,434</b>	<b>286,841</b>	<b>260,697</b>	<b>325,353</b>
<b>Esperance Period Village</b>				
<b>3790 - Esperance Period Village - Operating</b>				
105 - Fees & Charges	(85,000)	(85,000)	(96,953)	(100,000)
125 - Reimbursements	(11,000)	(11,000)	(11,061)	(11,000)
460 - Building Operations	31,472	34,735	29,100	34,108
500 - Building Maintenance	89,860	121,460	115,697	91,000
940 - Non Cash Expense	51,894	51,894	51,894	51,894
980 - Overhead Allocation	60,929	70,240	67,436	61,091
<b>3790 - Esperance Period Village - Operating Total</b>	<b>138,155</b>	<b>182,329</b>	<b>156,113</b>	<b>127,093</b>
<b>7790 - Esperance Period Village - Capital</b>				
710 - Building Project	143,000	143,000	0	143,000
955 - Transfer from Reserves	(143,000)	(143,000)	0	(143,000)
<b>7790 - Esperance Period Village - Capital Total</b>	<b>0</b>	<b>0</b>	<b>0</b>	<b>0</b>
<b>Esperance Period Village Total</b>	<b>138,155</b>	<b>182,329</b>	<b>156,113</b>	<b>127,093</b>
<b>Library</b>				
<b>3710 - Library - Operating</b>				
105 - Fees & Charges	(13,800)	(12,750)	(13,453)	(13,300)
115 - Grants, Subsidies & Contributions	(26,500)	(26,500)	(51,500)	(58,000)
125 - Reimbursements	(100)	(1,600)	(2,389)	(100)
300 - Employee Costs	390,298	387,999	413,669	429,518
350 - Administration Expenses	50,700	47,400	48,789	58,200
370 - Special Projects	55,000	52,854	25,791	98,673
460 - Building Operations	49,376	49,620	29,570	40,804
500 - Building Maintenance	31,575	31,575	28,727	64,149
550 - Grounds Maintenance	12,684	11,184	11,161	12,684
940 - Non Cash Expense	60,138	60,138	60,138	60,138
960 - Transfer from Unspent Grant Reserves	(28,500)	(28,500)	(28,500)	(54,208)
980 - Overhead Allocation	139,033	145,181	110,880	141,789
<b>3710 - Library - Operating Total</b>	<b>719,904</b>	<b>716,601</b>	<b>632,884</b>	<b>780,347</b>
<b>Library Total</b>	<b>719,904</b>	<b>716,601</b>	<b>632,884</b>	<b>780,347</b>

# Shire of Esperance Budget

For the year ending 30th June 2020

## Management Budget

Account Description	Original Budget 2018/19	Current Budget 2018/19	YTD Actuals to 30 June 2019	Budget 2019/20
<b>Parks</b>				
<b>3210 - Parks - Operating</b>				
105 - Fees & Charges	(1,500)	(1,500)	(1,080)	(1,500)
115 - Grants, Subsidies & Contributions	0	0	(1,000)	0
125 - Reimbursements	(5,000)	(1,000)	0	(2,000)
350 - Administration Expenses	2,000	2,000	0	2,050
420 - Operations	94,246	100,948	99,564	102,370
460 - Building Operations	1,926	1,886	1,351	1,921
500 - Building Maintenance	1,500	3,500	2,019	2,500
540 - Maintenance	1,094,242	1,094,242	1,052,763	1,228,374
940 - Non Cash Expense	1,049,151	909,199	903,057	890,463
960 - Transfer from Unspent Grant Reserves	0	0	0	(1,000)
980 - Overhead Allocation	24,174	25,479	23,927	25,091
<b>3210 - Parks - Operating Total</b>	<b>2,260,739</b>	<b>2,134,754</b>	<b>2,080,601</b>	<b>2,248,269</b>
<b>7210 - Parks - Capital</b>				
150 - Capital Grants Received	(28,600)	(277,600)	(28,600)	(185,000)
155 - Capital Contributions	0	(7,000)	(7,000)	(75,000)
190 - Proceeds on Sale of Assets	(20,718)	(23,182)	(23,182)	0
705 - Purchases	96,828	99,695	99,694	0
715 - Infrastructure Project	378,544	697,547	186,554	1,032,931
955 - Transfer from Reserves	0	(50,000)	(50,000)	0
<b>7210 - Parks - Capital Total</b>	<b>426,054</b>	<b>439,460</b>	<b>177,466</b>	<b>772,931</b>
<b>Parks Total</b>	<b>2,686,793</b>	<b>2,574,214</b>	<b>2,258,067</b>	<b>3,021,200</b>
<b>Public Halls</b>				
<b>3290 - Public Halls - Operating</b>				
125 - Reimbursements	(12,000)	(15,100)	(15,264)	(15,500)
405 - Grants/Donations Paid	667,275	667,275	26,081	0
460 - Building Operations	23,758	28,282	29,278	27,807
500 - Building Maintenance	176,150	176,150	61,710	300,600
550 - Grounds Maintenance	0	100	83	0
940 - Non Cash Expense	232,855	232,855	232,855	232,855
955 - Transfer from Reserves	0	0	0	(120,000)
960 - Transfer from Unspent Grant Reserves	(250,000)	(250,000)	(250,000)	0
980 - Overhead Allocation	51,312	58,479	56,086	51,738
<b>3290 - Public Halls - Operating Total</b>	<b>889,350</b>	<b>898,041</b>	<b>140,829</b>	<b>477,500</b>
<b>Public Halls Total</b>	<b>889,350</b>	<b>898,041</b>	<b>140,829</b>	<b>477,500</b>
<b>Self Supporting Loans</b>				
<b>4900 - Self Supporting Loans - Operating</b>				
125 - Reimbursements	(47,354)	(48,124)	(52,672)	(52,160)
390 - Interest Paid	47,354	48,124	51,606	52,160
<b>4900 - Self Supporting Loans - Operating Total</b>	<b>0</b>	<b>0</b>	<b>(1,067)</b>	<b>0</b>
<b>8900 - Self Supporting Loans - Capital</b>				
195 - Borrowings	0	(260,000)	(260,000)	0
196 - Loan Repayments	(77,473)	(83,125)	(83,126)	(150,459)
790 - Principal Repayments	77,473	83,125	83,126	150,459
791 - Loans Issued	0	260,000	260,000	0
<b>8900 - Self Supporting Loans - Capital Total</b>	<b>0</b>	<b>0</b>	<b>0</b>	<b>0</b>
<b>Self Supporting Loans Total</b>	<b>0</b>	<b>0</b>	<b>(1,067)</b>	<b>0</b>

# Shire of Esperance Budget

For the year ending 30th June 2020

## Management Budget

Account Description	Original Budget 2018/19	Current Budget 2018/19	YTD Actuals to 30 June 2019	Budget 2019/20
<b>Sport and Recreation Management</b>				
<b>3260 - Sport and Recreation Management - Operating</b>				
105 - Fees & Charges	(100)	(100)	(100)	(100)
125 - Reimbursements	(1,500)	(1,500)	(2,088)	(2,100)
370 - Special Projects	15,000	15,000	0	15,000
460 - Building Operations	3,000	2,200	1,269	1,800
500 - Building Maintenance	8,900	7,803	6,708	1,900
980 - Overhead Allocation	8,556	8,571	7,878	9,156
<b>3260 - Sport and Recreation Management - Operating Total</b>	<b>33,856</b>	<b>31,974</b>	<b>13,668</b>	<b>25,656</b>
<b>Sport and Recreation Management Total</b>	<b>33,856</b>	<b>31,974</b>	<b>13,668</b>	<b>25,656</b>
<b>Sporting Complexes</b>				
<b>3240 - Sporting Complexes - Operating</b>				
125 - Reimbursements	(28,500)	(17,050)	(21,419)	(21,000)
460 - Building Operations	34,772	38,500	37,357	41,191
500 - Building Maintenance	36,985	16,985	17,059	31,150
940 - Non Cash Expense	524,110	252,247	254,706	251,457
980 - Overhead Allocation	22,536	24,692	23,313	23,157
<b>3240 - Sporting Complexes - Operating Total</b>	<b>589,903</b>	<b>315,374</b>	<b>311,016</b>	<b>325,955</b>
<b>7240 - Sporting Complexes - Capital</b>				
150 - Capital Grants Received	(5,283,274)	(5,283,274)	(3,241,024)	(2,407,250)
710 - Building Project	7,965,663	8,499,488	1,360,708	8,144,974
955 - Transfer from Reserves	(2,682,389)	(3,216,214)	0	(3,216,214)
960 - Transfer from Unspent Grant Reserves	0	0	0	(2,130,316)
<b>7240 - Sporting Complexes - Capital Total</b>	<b>0</b>	<b>0</b>	<b>(1,880,316)</b>	<b>391,194</b>
<b>Sporting Complexes Total</b>	<b>589,903</b>	<b>315,374</b>	<b>(1,569,300)</b>	<b>717,149</b>
<b>Sporting Grounds</b>				
<b>3230 - Sporting Grounds - Operating</b>				
105 - Fees & Charges	(41,000)	(41,000)	(39,963)	(41,000)
125 - Reimbursements	(32,500)	(37,250)	(42,754)	(32,500)
420 - Operations	62,442	61,065	59,314	63,280
460 - Building Operations	25,140	27,328	29,963	17,234
500 - Building Maintenance	0	0	229	0
540 - Maintenance	378,360	382,480	353,029	406,726
980 - Overhead Allocation	21,030	22,432	21,119	21,808
<b>3230 - Sporting Grounds - Operating Total</b>	<b>413,472</b>	<b>415,055</b>	<b>380,938</b>	<b>435,548</b>
<b>7230 - Sporting Grounds - Capital</b>				
150 - Capital Grants Received	0	0	0	(102,713)
155 - Capital Contributions	0	0	0	(13,440)
705 - Purchases	0	0	0	13,440
715 - Infrastructure Project	27,802	27,802	0	163,015
<b>7230 - Sporting Grounds - Capital Total</b>	<b>27,802</b>	<b>27,802</b>	<b>0</b>	<b>60,302</b>
<b>Sporting Grounds Total</b>	<b>441,274</b>	<b>442,857</b>	<b>380,938</b>	<b>495,850</b>
<b>Television &amp; Radio</b>				
<b>3270 - Television &amp; Radio - Operating</b>				
420 - Operations	8,726	10,272	10,868	11,734
540 - Maintenance	4,517	4,517	4,110	5,240
980 - Overhead Allocation	2,582	2,639	2,385	2,817
<b>3270 - Television &amp; Radio - Operating Total</b>	<b>15,825</b>	<b>17,428</b>	<b>17,363</b>	<b>19,791</b>
<b>Television &amp; Radio Total</b>	<b>15,825</b>	<b>17,428</b>	<b>17,363</b>	<b>19,791</b>



# Shire of Esperance Budget

For the year ending 30th June 2020

## Management Budget

Account Description	Original Budget 2018/19	Current Budget 2018/19	YTD Actuals to 30 June 2019	Budget 2019/20
<b>Water Supply</b>				
<b>3250 - Water Supply - Operating</b>				
105 - Fees & Charges	(101,500)	(101,500)	(104,255)	(105,500)
125 - Reimbursements	0	(3,568)	(3,568)	(6,000)
370 - Special Projects	25,000	25,000	0	25,000
420 - Operations	12,804	12,808	10,898	12,831
540 - Maintenance	104,129	104,129	100,002	122,204
980 - Overhead Allocation	18,078	14,954	13,802	15,969
<b>3250 - Water Supply - Operating Total</b>	<b>58,511</b>	<b>51,823</b>	<b>16,880</b>	<b>64,504</b>
<b>7250 - Water Supply - Capital</b>				
150 - Capital Grants Received	(948,643)	(948,643)	(948,643)	0
715 - Infrastructure Project	1,529,870	1,529,870	486,051	1,043,819
960 - Transfer from Unspent Grant Reserves	0	0	0	(948,643)
<b>7250 - Water Supply - Capital Total</b>	<b>581,227</b>	<b>581,227</b>	<b>(462,592)</b>	<b>95,176</b>
<b>Water Supply Total</b>	<b>639,738</b>	<b>633,050</b>	<b>(445,712)</b>	<b>159,680</b>
<b>11 - Recreation &amp; Culture Total</b>	<b>10,823,051</b>	<b>10,365,530</b>	<b>5,774,296</b>	<b>10,239,775</b>



# Shire of Esperance Budget

For the year ending 30th June 2020

## Management Budget

Account Description	Original Budget 2018/19	Current Budget 2018/19	YTD Actuals to 30 June 2019	Budget 2019/20
<b>12 - Transport</b>				
<b>Esperance Airport</b>				
<b>3510 - Esperance Airport - Operating</b>				
105 - Fees & Charges	(1,075,500)	(1,077,000)	(1,151,756)	(1,080,500)
115 - Grants, Subsidies & Contributions	(11,527)	(11,527)	(9,089)	0
125 - Reimbursements	(3,000)	(3,000)	(6,665)	(5,000)
300 - Employee Costs	276,334	275,626	268,071	269,697
350 - Administration Expenses	29,100	29,031	32,934	29,020
370 - Special Projects	0	0	0	90,000
420 - Operations	109,276	99,371	103,917	106,370
575 - Airside Maintenance	33,500	20,500	11,356	33,500
576 - Landside Building Maintenance	51,155	57,655	57,664	134,350
577 - Landside Grounds Maintenance	26,000	43,000	30,862	38,500
940 - Non Cash Expense	305,445	336,142	330,673	330,673
955 - Transfer from Reserves	(65,000)	(65,000)	(65,000)	(165,000)
980 - Overhead Allocation	96,804	97,052	90,355	96,850
<b>3510 - Esperance Airport - Operating Total</b>	<b>(227,413)</b>	<b>(198,150)</b>	<b>(306,678)</b>	<b>(121,540)</b>
<b>7510 - Esperance Airport - Capital</b>				
190 - Proceeds on Sale of Assets	(7,725)	(6,818)	(6,818)	0
705 - Purchases	20,600	20,290	20,290	42,000
775 - Airside Projects	0	0	0	250,000
955 - Transfer from Reserves	(12,875)	(13,472)	(13,472)	(287,000)
<b>7510 - Esperance Airport - Capital Total</b>	<b>0</b>	<b>0</b>	<b>0</b>	<b>5,000</b>
<b>Esperance Airport Total</b>	<b>(227,413)</b>	<b>(198,150)</b>	<b>(306,678)</b>	<b>(116,540)</b>
<b>Licensing Department</b>				
<b>3880 - Licensing Department - Operating</b>				
105 - Fees & Charges	(230,000)	(230,000)	(222,903)	(210,000)
125 - Reimbursements	(1,000)	(3,400)	(1,446)	(1,500)
300 - Employee Costs	216,116	215,809	190,399	200,368
350 - Administration Expenses	4,880	7,930	6,418	4,880
980 - Overhead Allocation	64,492	65,074	59,099	69,493
<b>3880 - Licensing Department - Operating Total</b>	<b>54,488</b>	<b>55,413</b>	<b>31,567</b>	<b>63,241</b>
<b>Licensing Department Total</b>	<b>54,488</b>	<b>55,413</b>	<b>31,567</b>	<b>63,241</b>
<b>Road Making Plant</b>				
<b>3540 - Road Making Plant - Operating</b>				
130 - Non Cash Income	(10,542)	(10,542)	(24,499)	(24,683)
350 - Administration Expenses	0	16,000	26,877	27,000
940 - Non Cash Expense	276,223	277,506	353,515	223,492
<b>3540 - Road Making Plant - Operating Total</b>	<b>265,681</b>	<b>282,964</b>	<b>355,893</b>	<b>225,809</b>
<b>7540 - Road Making Plant - Capital</b>				
190 - Proceeds on Sale of Assets	(685,331)	(680,408)	(649,389)	(275,243)
705 - Purchases	2,427,553	2,175,713	2,024,660	2,386,100
715 - Infrastructure Project	0	0	10,734	91,174
955 - Transfer from Reserves	(361,000)	(351,960)	(351,904)	(289,174)
<b>7540 - Road Making Plant - Capital Total</b>	<b>1,381,222</b>	<b>1,143,345</b>	<b>1,034,100</b>	<b>1,912,857</b>
<b>Road Making Plant Total</b>	<b>1,646,903</b>	<b>1,426,309</b>	<b>1,389,994</b>	<b>2,138,666</b>

# Shire of Esperance Budget

For the year ending 30th June 2020

## Management Budget

Account Description	Original Budget 2018/19	Current Budget 2018/19	YTD Actuals to 30 June 2019	Budget 2019/20
<b>Roads &amp; Streets</b>				
<b>3930 - Road &amp; Street - Operating</b>				
115 - Grants, Subsidies & Contributions	(1,000)	(11,600)	49,423	(1,000)
125 - Reimbursements	0	0	(19,649)	0
370 - Special Projects	74,000	78,000	16,742	61,258
485 - Roadwise	1,388	7,988	8,602	2,388
486 - Community Assistance	15,000	15,000	8,797	15,000
555 - Town Roads	793,260	843,260	817,381	587,380
556 - Rural Roads	2,973,010	3,226,053	3,327,506	3,076,000
557 - Crossovers	18,500	18,500	15,735	18,500
558 - Drainage	85,273	85,273	86,672	87,273
559 - Car Parks	23,460	23,460	12,657	24,000
560 - Street Trees	222,473	222,473	183,779	255,062
561 - Footpaths	125,500	125,500	72,108	124,000
562 - Street Lights	285,192	285,192	249,281	293,000
563 - Gravel Pits	51,513	51,513	26,077	53,000
564 - Landscaping	39,520	39,520	38,152	40,463
567 - Town Road Verges	0	0	0	230,000
940 - Non Cash Expense	10,139,413	10,282,989	10,282,989	10,282,989
960 - Transfer from Unspent Grant Reserves	(14,388)	(14,388)	(14,388)	(14,163)
<b>3930 - Road &amp; Street - Operating Total</b>	<b>14,832,114</b>	<b>15,278,733</b>	<b>15,161,864</b>	<b>15,135,150</b>
<b>7930 - Road &amp; Street - Capital</b>				
150 - Capital Grants Received	(112,500)	(112,500)	(133,500)	(20,000)
151 - Roads to Recovery	(1,349,670)	(1,349,670)	(1,639,920)	(1,459,298)
152 - BlackSpot	(592,870)	(680,869)	(442,857)	(272,848)
153 - Main Roads	(1,653,919)	(1,653,919)	(1,545,230)	(2,373,219)
154 - Main Roads - Direct	(385,460)	(649,307)	(649,307)	(662,293)
755 - Town Roads - BlackSpot	500,250	500,250	287,300	242,950
757 - Town Roads - MainRoads	0	0	1	245,000
758 - Town Roads - Municipal Allocation	1,111,126	1,111,126	590,761	855,365
760 - Rural Roads - BlackSpot	272,000	404,000	371,301	271,748
761 - Rural Roads - Roads to Recovery	1,928,923	1,928,923	1,915,380	2,006,200
762 - Rural Roads - MainRoads	2,576,875	2,576,875	2,465,410	3,846,856
763 - Rural Roads - Municipal Allocation	6,896,811	6,966,657	5,811,012	5,860,325
766 - Drainage	252,275	252,275	126,696	462,554
767 - Car Park	150,681	175,847	126,280	291,117
769 - Footpaths	928,934	928,934	790,093	833,848
<b>7930 - Road &amp; Street - Capital Total</b>	<b>10,523,456</b>	<b>10,398,622</b>	<b>8,073,419</b>	<b>10,128,305</b>
<b>Roads &amp; Streets Total</b>	<b>25,355,570</b>	<b>25,677,355</b>	<b>23,235,283</b>	<b>25,263,455</b>
<b>Rural Depots &amp; Housing</b>				
<b>3570 - Rural Depots &amp; Housing - Operating</b>				
125 - Reimbursements	(8,000)	(10,000)	(10,074)	(10,000)
350 - Administration Expenses	2,500	2,500	2,304	2,500
460 - Building Operations	14,262	15,630	16,750	16,686
500 - Building Maintenance	59,400	59,400	43,536	86,150
550 - Grounds Maintenance	2,200	2,200	190	2,200
940 - Non Cash Expense	54,254	54,254	54,254	54,254
955 - Transfer from Reserves	(4,000)	(4,000)	0	0
<b>3570 - Rural Depots &amp; Housing - Operating Total</b>	<b>120,616</b>	<b>119,984</b>	<b>106,960</b>	<b>151,790</b>
<b>Rural Depots &amp; Housing Total</b>	<b>120,616</b>	<b>119,984</b>	<b>106,960</b>	<b>151,790</b>
<b>12 - Transport Total</b>	<b>26,950,164</b>	<b>27,080,911</b>	<b>24,457,126</b>	<b>27,500,612</b>

# Shire of Esperance Budget

For the year ending 30th June 2020

## Management Budget

Account Description	Original Budget 2018/19	Current Budget 2018/19	YTD Actuals to 30 June 2019	Budget 2019/20
<b>13 - Economic Services</b>				
<b>Building Services</b>				
<b>4020 - Building Services - Operating</b>				
105 - Fees & Charges	(85,067)	(77,075)	(72,770)	(60,000)
115 - Grants, Subsidies & Contributions	0	(1,345)	(1,345)	0
125 - Reimbursements	(250)	(250)	0	(250)
300 - Employee Costs	228,196	229,029	208,731	232,885
350 - Administration Expenses	16,300	14,304	14,151	15,530
360 - Professional Services	4,000	5,312	4,525	4,000
940 - Non Cash Expense	8,364	8,364	0	0
980 - Overhead Allocation	96,443	97,186	90,236	97,599
<b>4020 - Building Services - Operating Total</b>	<b>267,986</b>	<b>275,525</b>	<b>243,528</b>	<b>289,764</b>
<b>8020 - Building Services - Capital</b>				
190 - Proceeds on Sale of Assets	(8,358)	(7,727)	(7,727)	0
705 - Purchases	29,870	30,586	30,586	0
<b>8020 - Building Services - Capital Total</b>	<b>21,512</b>	<b>22,859</b>	<b>22,859</b>	<b>0</b>
<b>Building Services Total</b>	<b>289,498</b>	<b>298,384</b>	<b>266,387</b>	<b>289,764</b>
<b>Caravan Park</b>				
<b>4210 - Shire Caravan Park - Operating</b>				
105 - Fees & Charges	(1,103,000)	(1,251,812)	(1,271,405)	(350,700)
125 - Reimbursements	0	(682)	(682)	0
350 - Administration Expenses	549,000	572,000	563,202	146,373
360 - Professional Services	0	15,000	24,749	25,000
460 - Building Operations	223,048	293,000	274,470	57,928
500 - Building Maintenance	161,350	161,350	120,667	82,717
550 - Grounds Maintenance	25,750	25,750	16,435	6,604
940 - Non Cash Expense	46,459	137,134	135,797	133,954
980 - Overhead Allocation	40,931	42,410	39,990	42,674
<b>4210 - Shire Caravan Park - Operating Total</b>	<b>(56,462)</b>	<b>(5,850)</b>	<b>(96,777)</b>	<b>144,550</b>
<b>8210 - Shire Caravan Park - Capital</b>				
705 - Purchases	0	5,000	5,000	0
<b>8210 - Shire Caravan Park - Capital Total</b>	<b>0</b>	<b>5,000</b>	<b>5,000</b>	<b>0</b>
<b>Caravan Park Total</b>	<b>(56,462)</b>	<b>(850)</b>	<b>(91,777)</b>	<b>144,550</b>

# Shire of Esperance Budget

For the year ending 30th June 2020

## Management Budget

Account Description	Original Budget 2018/19	Current Budget 2018/19	YTD Actuals to 30 June 2019	Budget 2019/20
<b>Community &amp; Economic Development</b>				
<b>4170 - Community &amp; Economic Development - Operating</b>				
115 - Grants, Subsidies & Contributions	0	(32,776)	(32,776)	(15,000)
300 - Employee Costs	253,129	296,918	309,204	335,202
350 - Administration Expenses	6,050	9,038	8,988	10,300
370 - Special Projects	126,777	126,777	54,824	49,600
476 - Kidsport	0	12,776	12,776	0
940 - Non Cash Expense	6,725	6,725	6,725	6,725
955 - Transfer from Reserves	(48,800)	(48,800)	0	(48,800)
960 - Transfer from Unspent Grant Reserves	(77,977)	(77,977)	(77,977)	(800)
980 - Overhead Allocation	103,947	122,272	113,014	99,611
<b>4170 - Community &amp; Economic Development - Operating Total</b>	<b>369,851</b>	<b>414,953</b>	<b>394,778</b>	<b>436,838</b>
<b>Community &amp; Economic Development Total</b>	<b>369,851</b>	<b>414,953</b>	<b>394,778</b>	<b>436,838</b>
<b>Esperance Visitor Centre</b>				
<b>3920 - Esperance Visitor Centre - Operating</b>				
105 - Fees & Charges	(176,000)	(160,000)	(165,490)	(175,000)
125 - Reimbursements	0	0	(4)	0
300 - Employee Costs	272,529	267,127	263,504	281,175
350 - Administration Expenses	27,300	23,874	21,520	27,200
370 - Special Projects	70,000	70,000	7,860	34,898
460 - Building Operations	15,177	15,211	11,283	14,803
469 - Resale	85,000	72,000	83,842	86,000
500 - Building Maintenance	30,100	30,100	20,776	12,000
940 - Non Cash Expense	5,565	4,565	4,565	4,565
980 - Overhead Allocation	62,261	63,001	57,906	64,599
<b>3920 - Esperance Visitor Centre - Operating Total</b>	<b>391,932</b>	<b>385,878</b>	<b>305,764</b>	<b>350,240</b>
<b>Esperance Visitor Centre Total</b>	<b>391,932</b>	<b>385,878</b>	<b>305,764</b>	<b>350,240</b>
<b>Rural Services</b>				
<b>3350 - Rural Services - Operating</b>				
115 - Grants, Subsidies & Contributions	(369,020)	(369,020)	(1,307,818)	(291,750)
420 - Operations	350	350	705	500
435 - Wild Dog Control	478,298	478,298	190,698	1,528,148
545 - Water Supply Maintenance	10,900	10,900	14,805	12,000
960 - Transfer from Unspent Grant Reserves	(99,278)	(99,278)	(99,278)	(1,226,398)
980 - Overhead Allocation	24,577	24,749	22,764	26,409
<b>3350 - Rural Services - Operating Total</b>	<b>45,827</b>	<b>45,999</b>	<b>(1,178,124)</b>	<b>48,909</b>
<b>7350 - Rural Services - Capital</b>				
705 - Purchases	28,814	28,814	0	15,164
715 - Infrastructure Project	10,000	10,000	13,650	10,000
<b>7350 - Rural Services - Capital Total</b>	<b>38,814</b>	<b>38,814</b>	<b>13,650</b>	<b>25,164</b>
<b>Rural Services Total</b>	<b>84,641</b>	<b>84,813</b>	<b>(1,164,474)</b>	<b>74,073</b>
<b>Shire Building Management</b>				
<b>4030 - Shire Building Management - Operating</b>				
125 - Reimbursements	0	(2,431)	(2,431)	0
300 - Employee Costs	69,223	67,420	65,909	72,671
350 - Administration Expenses	11,380	11,305	12,441	11,760
985 - Overhead Recovered	(80,603)	(76,294)	(83,469)	(84,431)
<b>4030 - Shire Building Management - Operating Total</b>	<b>0</b>	<b>0</b>	<b>(7,551)</b>	<b>0</b>
<b>Shire Building Management Total</b>	<b>0</b>	<b>0</b>	<b>(7,551)</b>	<b>0</b>

# Shire of Esperance Budget

For the year ending 30th June 2020

## Management Budget

Account Description	Original Budget 2018/19	Current Budget 2018/19	YTD Actuals to 30 June 2019	Budget 2019/20
<b>Tourism &amp; Area Promotion</b>				
<b>3900 - Tourism &amp; Area Promotion - Operating</b>				
115 - Grants, Subsidies & Contributions	(5,000)	(5,000)	(4,342)	0
125 - Reimbursements	(3,400)	(8,000)	(10,557)	(10,000)
370 - Special Projects	0	0	0	50,000
376 - Marketing	27,000	27,000	22,866	40,000
420 - Operations	1,170	1,800	2,238	2,200
460 - Building Operations	6,534	7,368	9,143	7,573
500 - Building Maintenance	0	0	710	16,500
540 - Maintenance	74,887	77,454	65,604	69,433
940 - Non Cash Expense	30,466	30,466	30,467	30,466
955 - Transfer from Reserves	(10,000)	(10,000)	(10,000)	(32,353)
980 - Overhead Allocation	30,758	30,781	29,673	31,705
<b>3900 - Tourism &amp; Area Promotion - Operating</b>				
<b>Total</b>	<b>152,415</b>	<b>151,869</b>	<b>135,802</b>	<b>205,524</b>
<b>Tourism &amp; Area Promotion Total</b>	<b>152,415</b>	<b>151,869</b>	<b>135,802</b>	<b>205,524</b>
<b>13 - Economic Services Total</b>	<b>1,231,875</b>	<b>1,335,047</b>	<b>(161,071)</b>	<b>1,500,989</b>

# Shire of Esperance Budget

For the year ending 30th June 2020

## Management Budget

Account Description	Original Budget 2018/19	Current Budget 2018/19	YTD Actuals to 30 June 2019	Budget 2019/20
<b>14 - Other Property &amp; Services</b>				
<b>Asset Management</b>				
<b>3200 - Asset Management - Operating</b>				
105 - Fees & Charges	0	0	0	(500)
115 - Grants, Subsidies & Contributions	(80,875)	(81,601)	(65,084)	(42,120)
125 - Reimbursements	(8,000)	(1,200)	(1,189)	(1,500)
130 - Non Cash Income	(9,069)	(9,069)	(5,183)	0
300 - Employee Costs	1,258,710	1,243,305	1,234,955	1,216,534
350 - Administration Expenses	160,600	151,950	146,480	166,600
940 - Non Cash Expense	89,951	76,226	76,786	74,116
980 - Overhead Allocation	269,290	265,028	238,843	270,507
<b>3200 - Asset Management - Operating Total</b>	<b>1,680,607</b>	<b>1,644,639</b>	<b>1,625,607</b>	<b>1,683,637</b>
<b>7200 - Asset Management - Capital</b>				
190 - Proceeds on Sale of Assets	(38,572)	(31,364)	(31,364)	0
705 - Purchases	84,460	75,386	75,386	0
<b>7200 - Asset Management - Capital Total</b>	<b>45,888</b>	<b>44,022</b>	<b>44,023</b>	<b>0</b>
<b>Asset Management Total</b>	<b>1,726,495</b>	<b>1,688,661</b>	<b>1,669,629</b>	<b>1,683,637</b>
<b>Asset Management Planning</b>				
<b>3470 - Asset Management Planning - Operating</b>				
115 - Grants, Subsidies & Contributions	(35,880)	(36,770)	(29,159)	(16,120)
125 - Reimbursements	(500)	(500)	0	(500)
130 - Non Cash Income	(12,236)	(12,236)	(6,379)	0
300 - Employee Costs	320,259	313,413	288,984	304,004
350 - Administration Expenses	14,900	16,370	13,144	11,900
370 - Special Projects	0	0	0	15,000
940 - Non Cash Expense	10,742	10,742	17,101	10,742
980 - Overhead Allocation	64,028	66,710	60,861	65,841
<b>3470 - Asset Management Planning - Operating Total</b>	<b>361,313</b>	<b>357,729</b>	<b>344,552</b>	<b>390,867</b>
<b>7470 - Asset Management Planning - Capital</b>				
190 - Proceeds on Sale of Assets	(21,855)	(12,727)	(12,727)	0
705 - Purchases	41,200	37,773	37,773	0
<b>7470 - Asset Management Planning - Capital Total</b>	<b>19,345</b>	<b>25,046</b>	<b>25,045</b>	<b>0</b>
<b>Asset Management Planning Total</b>	<b>380,658</b>	<b>382,775</b>	<b>369,598</b>	<b>390,867</b>
<b>Depot, Store &amp; Office</b>				
<b>3580 - Depot, Store &amp; Office - Operating</b>				
105 - Fees & Charges	(8,832)	(8,832)	(5,234)	(10,300)
300 - Employee Costs	238,648	238,311	246,161	245,033
350 - Administration Expenses	39,500	36,625	32,728	49,500
460 - Building Operations	66,093	77,542	77,373	77,891
487 - Stock Purchased	5,000	2,000	1,460	5,000
500 - Building Maintenance	124,871	124,871	40,831	54,200
550 - Grounds Maintenance	45,000	45,000	27,355	30,000
940 - Non Cash Expense	61,949	66,116	66,695	67,419
955 - Transfer from Reserves	(68,831)	(68,831)	0	0
<b>3580 - Depot, Store &amp; Office - Operating Total</b>	<b>503,398</b>	<b>512,802</b>	<b>487,368</b>	<b>518,743</b>
<b>7580 - Depot, Store &amp; Office - Capital</b>				
710 - Building Project	159,007	159,007	80,296	78,711
955 - Transfer from Reserves	(159,007)	(159,007)	(80,296)	(78,711)
<b>7580 - Depot, Store &amp; Office - Capital Total</b>	<b>0</b>	<b>0</b>	<b>0</b>	<b>0</b>
<b>Depot, Store &amp; Office Total</b>	<b>503,398</b>	<b>512,802</b>	<b>487,369</b>	<b>518,743</b>

# Shire of Esperance Budget

For the year ending 30th June 2020

## Management Budget

Account Description	Original Budget 2018/19	Current Budget 2018/19	YTD Actuals to 30 June 2019	Budget 2019/20
<b>Flinders Development</b>				
<b>4180 - Flinders Development - Operating</b>				
125 - Reimbursements	0	0	(15,182)	0
130 - Non Cash Income	(175,000)	(175,000)	0	(175,000)
350 - Administration Expenses	4,000	4,000	7,265	4,000
390 - Interest Paid	0	0	0	0
980 - Overhead Allocation	4,915	5,033	4,569	5,371
<b>4180 - Flinders Development - Operating Total</b>	<b>(166,085)</b>	<b>(165,967)</b>	<b>(3,349)</b>	<b>(165,629)</b>
<b>8180 - Flinders Development - Capital</b>				
190 - Proceeds on Sale of Assets	(350,000)	(350,000)	0	(350,000)
715 - Infrastructure Project	860,000	860,000	0	860,000
955 - Transfer from Reserves	(860,000)	(860,000)	0	(860,000)
<b>8180 - Flinders Development - Capital Total</b>	<b>(350,000)</b>	<b>(350,000)</b>	<b>0</b>	<b>(350,000)</b>
<b>Flinders Development Total</b>	<b>(516,085)</b>	<b>(515,967)</b>	<b>(3,349)</b>	<b>(515,629)</b>
<b>Industrial Park Development</b>				
<b>4190 - Shark Lake Industrial Park Development - Operating</b>				
105 - Fees & Charges	(2,870)	(2,870)	(2,871)	(2,870)
115 - Grants, Subsidies & Contributions	(10,000)	(10,000)	(10,000)	(10,000)
390 - Interest Paid	46,976	46,976	46,972	44,727
980 - Overhead Allocation	9,523	7,303	6,902	6,727
<b>4190 - Shark Lake Industrial Park Development - Operating Total</b>	<b>43,629</b>	<b>41,409</b>	<b>41,004</b>	<b>38,584</b>
<b>8190 - Shark Lake Industrial Park Development - Capital</b>				
790 - Principal Repayments	43,836	43,836	43,836	45,840
<b>8190 - Shark Lake Industrial Park Development - Capital Total</b>	<b>43,836</b>	<b>43,836</b>	<b>43,836</b>	<b>45,840</b>
<b>Industrial Park Development Total</b>	<b>87,465</b>	<b>85,245</b>	<b>84,839</b>	<b>84,424</b>
<b>Other Properties &amp; Services</b>				
<b>3490 - Other Properties &amp; Services - Operating</b>				
105 - Fees & Charges	(10,000)	(10,000)	(12,136)	(13,000)
125 - Reimbursements	(500)	(3,106)	(3,204)	(500)
350 - Administration Expenses	9,639	9,639	26	9,639
460 - Building Operations	0	0	0	8,803
500 - Building Maintenance	0	2,737	3,069	0
550 - Grounds Maintenance	1,500	1,500	520	1,500
980 - Overhead Allocation	29,578	33,045	31,445	29,949
<b>3490 - Other Properties &amp; Services - Operating Total</b>	<b>30,217</b>	<b>33,815</b>	<b>19,721</b>	<b>36,391</b>
<b>7490 - Other Properties &amp; Services - Capital</b>				
705 - Purchases	0	0	4,296	0
955 - Transfer from Reserves	0	0	(4,296)	0
<b>7490 - Other Properties &amp; Services - Capital Total</b>	<b>0</b>	<b>0</b>	<b>(0)</b>	<b>0</b>
<b>Other Properties &amp; Services Total</b>	<b>30,217</b>	<b>33,815</b>	<b>19,720</b>	<b>36,391</b>



# Shire of Esperance Budget

For the year ending 30th June 2020

## Management Budget

Account Description	Original Budget 2018/19	Current Budget 2018/19	YTD Actuals to 30 June 2019	Budget 2019/20
<b>Outside Works</b>				
<b>3590 - Outside Works - Operating</b>				
115 - Grants, Subsidies & Contributions	0	(981)	(981)	0
125 - Reimbursements	(80,000)	(40,000)	(52,373)	(80,000)
300 - Employee Costs	1,501,752	1,491,002	1,456,813	1,579,725
350 - Administration Expenses	253,000	251,030	288,914	271,000
980 - Overhead Allocation	203,044	196,998	178,897	208,422
985 - Overhead Recovered	(4,061,801)	(4,055,690)	(4,167,963)	(4,181,527)
<b>3590 - Outside Works - Operating Total</b>	<b>(2,184,005)</b>	<b>(2,157,641)</b>	<b>(2,296,692)</b>	<b>(2,202,380)</b>
<b>Outside Works Total</b>	<b>(2,184,005)</b>	<b>(2,157,641)</b>	<b>(2,296,692)</b>	<b>(2,202,380)</b>
<b>Plant &amp; Vehicle Operations</b>				
<b>3550 - Plant &amp; Vehicles - Operating</b>				
115 - Grants, Subsidies & Contributions	(212,000)	(201,000)	(203,838)	(203,000)
125 - Reimbursements	(10,000)	(16,500)	(18,783)	(12,000)
300 - Employee Costs	352,369	360,462	354,467	352,519
350 - Administration Expenses	34,070	34,549	41,948	40,150
395 - Vehicle Costs	1,986,200	2,013,359	2,024,376	2,046,000
410 - Insurance	153,000	158,500	156,537	186,649
940 - Non Cash Expense	29,342	29,342	30,092	29,342
980 - Overhead Allocation	(455,718)	(451,863)	(517,681)	(475,143)
985 - Overhead Recovered	(1,888,565)	(1,926,849)	(1,984,187)	(1,972,892)
<b>3550 - Plant &amp; Vehicles - Operating Total</b>	<b>(11,302)</b>	<b>0</b>	<b>(117,068)</b>	<b>(8,375)</b>
<b>Plant &amp; Vehicle Operations Total</b>	<b>(11,302)</b>	<b>0</b>	<b>(117,068)</b>	<b>(8,375)</b>
<b>Plant Depreciation</b>				
<b>3560 - Plant Depreciation - Operating</b>				
940 - Non Cash Expense	864,912	936,540	981,261	972,116
985 - Overhead Recovered	(864,912)	(936,540)	(985,345)	(972,116)
<b>3560 - Plant Depreciation - Operating Total</b>	<b>0</b>	<b>0</b>	<b>(4,084)</b>	<b>0</b>
<b>Plant Depreciation Total</b>	<b>0</b>	<b>0</b>	<b>(4,084)</b>	<b>0</b>
<b>Private Works</b>				
<b>3600 - Private Works - Operating</b>				
146 - Private Works Income Work Orders	(70,000)	(140,000)	(160,686)	(70,000)
490 - Private Works Expenses	50,000	100,000	115,715	50,000
<b>3600 - Private Works - Operating Total</b>	<b>(20,000)</b>	<b>(40,000)</b>	<b>(44,971)</b>	<b>(20,000)</b>
<b>Private Works Total</b>	<b>(20,000)</b>	<b>(40,000)</b>	<b>(44,971)</b>	<b>(20,000)</b>
<b>Project Management</b>				
<b>3460 - Project Management - Operating</b>				
300 - Employee Costs	173,699	173,313	169,632	133,851
350 - Administration Expenses	7,950	8,523	6,111	8,750
940 - Non Cash Expense	7,904	7,904	7,904	7,904
980 - Overhead Allocation	(181,649)	(181,836)	(167,545)	(142,601)
<b>3460 - Project Management - Operating Total</b>	<b>7,904</b>	<b>7,904</b>	<b>16,102</b>	<b>7,904</b>
<b>Project Management Total</b>	<b>7,904</b>	<b>7,904</b>	<b>16,102</b>	<b>7,904</b>
<b>14 - Other Property &amp; Services Total</b>	<b>4,745</b>	<b>(2,406)</b>	<b>181,093</b>	<b>(24,418)</b>

# Shire of Esperance Budget

For the year ending 30th June 2020

## Management Budget

Account Description	Original Budget 2018/19	Current Budget 2018/19	YTD Actuals to 30 June 2019	Budget 2019/20
<b>15 - Funds Transfer</b>				
<b>Funds Transfer</b>				
<b>8700 - Funds Transfer - Capital</b>				
956 - Transfer to Reserves	3,394,810	3,700,662	13,280,854	2,750,244
<b>8700 - Funds Transfer - Capital Total</b>	<b>3,394,810</b>	<b>3,700,662</b>	<b>13,280,854</b>	<b>2,750,244</b>
<b>Funds Transfer Total</b>	<b>3,394,810</b>	<b>3,700,662</b>	<b>13,280,854</b>	<b>2,750,244</b>
<b>15 - Funds Transfer Total</b>	<b>3,394,810</b>	<b>3,700,662</b>	<b>13,280,854</b>	<b>2,750,244</b>
<b>Total</b>	<b>20,867,404</b>	<b>20,791,741</b>	<b>17,542,424</b>	<b>19,757,989</b>

**Shire of Esperance**  
**Budget 2019-20**

For the year ending 30th June 2020

**Management Budget**  
**Movements in Cash Reserves**

Reserve Name	1-Jul-2019	Transfers In Operating			Transfers Out			Total	30-Jun-2020	Budget Year
	Opening Blce.	Interest	Sum	Total	Operating	Carryovers	Capital		Closing Blce.	Net Change \$
Land Purchase & Development	834,323	19,132	350,000	369,132	-	(48,800)	(860,000)	(908,800)	294,655	(539,668)
Eastern Suburbs Water Pipeline	184,427	4,229	-	4,229	-	-	-	-	188,656	4,229
Jetty Reserve	1,846,920	42,352	140,200	182,552	(203,064)	(617,434)	(1,000,000)	(1,820,498)	208,974	(1,637,946)
Aerodrome Reserve	6,930,593	158,925	282,213	441,139	(175,000)	-	(1,287,000)	(1,462,000)	5,909,732	(1,020,861)
Off Street Parking (CBD)	530,925	12,175	-	12,175	-	-	-	-	543,100	12,175
Sanitation	5,490,322	125,899	1,225,356	1,351,255	-	-	(747,400)	(747,400)	6,094,177	603,855
Esperance Homecare Fundraising	467,384	10,718	-	10,718	-	-	(20,000)	(20,000)	458,102	(9,282)
Plant Replacement Reserve	746,452	17,117	-	17,117	-	-	(198,000)	(198,000)	565,569	(180,883)
Building Maintenance & Renewal Reserve	4,519,970	103,645	-	103,645	(705,127)	(378,810)	(1,478,737)	(2,562,674)	2,060,941	(2,459,029)
Employee Entitlements - Long Service	950,761	21,802	-	21,802	-	-	-	-	972,563	21,802
Governance & Workers Compensation	104,494	2,396	80,000	82,397	(95,500)	-	-	(95,500)	91,391	(13,103)
EHC Asset Replacement	834,567	19,137	-	19,138	-	-	(250,000)	(250,000)	603,705	(230,862)
IT System & Process Development Reserve	114,918	2,635	-	2,635	-	-	(80,000)	(80,000)	37,553	(77,365)
Esperance Homecare Annual Leave Reserve	231,910	5,318	-	5,318	-	-	-	-	237,228	5,318
Esperance Homecare Long Service Leave Reserve	208,950	4,791	-	4,791	-	-	-	-	213,741	4,791
Priority Projects	4,543,924	72,202	50,000	122,202	(50,000)	(900,000)	(2,238,265)	(3,188,265)	1,477,862	(3,066,062)
Unspent Grants Reserve	7,831,058	-	-	-	-	(7,831,058)	-	(7,831,058)	-	(7,831,058)
	36,371,898	622,473	2,127,769	2,750,244	(1,228,691)	(9,776,102)	(8,159,402)	(19,164,195)	19,957,947	(16,413,951)

Line Item	Description	Account	Rev. \$	Exp. \$	Net \$
<b>Governance &amp; Administration</b>					
1	Shire Branding	W2210	-	5,000	5,000
2	RAP (Reconciliation Action Plan)/ILUA Initiatives	W3243	-	15,000	15,000
3	Optic Fibre Project	W3252	-	20,000	20,000
4	Chamber Audio Visual Equipment	01-7100-705-660	-	30,000	30,000
5	IT Hardware Purchases	01-3140-385-528	-	18,980	18,980
		01-3700-350-504	-	1,550	1,550
6	Civica Upgrade	01-3140-360-405	-	34,455	34,455
<b>Law Order &amp; Public Safety</b>					
7	Rural House Numbering	W2242	-	9,872	9,872
8	ICV Shed - Quarry Road Fire Shed	W3207 01-8100-150-760	(552,221)	552,221	-
9	Coomalbidgup Fire Shed	W3208 01-8100-150-760	(285,315)	285,315	-
10	Howick Fire shed	W3400 01-8100-150-760	(130,000)	131,369	1,369
<b>Education &amp; Welfare</b>					
11	Fire Hydrant	W2838 01-3860-955-900	(144,636)	144,636	-
12	Homecare Building Refurbishment	W3251 01-7810-150-760 01-7810-955-944	(580,000)	580,000	-
<b>Community Amenities</b>					
13	Land Project Survey Costs	W2912	-	7,250	7,250
<b>Recreation &amp; Culture</b>					
14	Indoor Sports Stadium	W3241 01-7240-955-900 01-7240-955-956 01-7240-150-760	(5,258,464)	5,258,464	-
15	Eastern Suburbs Water Supply Upgrade	W2254	-	95,176	95,176
16	Eastern Suburbs Water Supply Triannual Water Review	W3248	-	25,000	25,000
17	Eastern Suburbs Water Supply Maintenance	W2062	-	3,124	3,124
18	Fourth Beach Foredune	W3334	-	33,248	33,248
19	Castletown Beach Restoration	W2252	-	20,529	20,529
20	West Beach - 11 Mile Reserve Maintenance	W3229	-	5,000	5,000
21	Dempster Head Reserve Maintenance	W3235	-	5,000	5,000
22	Coastal Reserves Upgrade	W2250	-	6,789	6,789
23	Coastal Reserve - Town Boat Ramp & James St Jetty	W3139	-	202,347	202,347
24	Tanker Jetty Deconstruction	W2628	(1,436,936)	1,436,936	-
25	Tanker Jetty Consultation & Concept Designs	W2215	(80,498)	80,498	-
26	Tanker Jetty Replacement	W3140	(6,000,000)	6,000,000	-
27	Scaddan Public Hall	W3461	-	391,194	391,194
28	Public Open Space Implementation	W2249	-	50,237	50,237
29	Adventureland Park Playground	W3462; 01-7210-155-774	(40,000)	253,868	213,868
30	Street Tree Maintenance - Norfolk Pine maintenance	W2159	-	27,029	27,029
31	Lake Monjigup Park Maintenance - install art sculptures	W1949	-	9,503	9,503
32	Lake Monjigup Management Plan Review	W3247	-	18,414	18,414
33	CBD Improvements	W1903	-	10,146	10,146
34	Oval Fencing	W2843	-	27,802	27,802
35	Condingup Niche Wall	W3138	-	10,000	10,000
36	Solar Panel Upgrade - BOILC	W3135 01-7730-955-900	(28,477)	28,477	-
37	Community Grant - Esperance Cycling Club	01-7230-150-762 01-7230-150-761 01-7230-150-763 W3515-200-511	(102,713)	135,213	32,500
38	GSG Sport Ground Maintenance	W1993	-	10,615	10,615
39	Museum - Interpretation Plan	W3246 01-3870-115-175	(23,000)	30,000	7,000
40	Mountain Bike Site Selection Study	W3249	-	15,000	15,000
<b>Transport</b>					
41	Balance of Roads Program	See Attached	(294,637)	2,247,437	1,952,800
42	TC41 New Tractor	01-7540-705-665 01-7540-190-972	(14,543)	69,700	55,157
43	TR57 2003 Custom 3200L Fuel Tanker	01-7540-190-972	(1,000)	-	(1,000)
44	Pink Lake Drainage Report	W3328	-	48,483	48,483
<b>Economic Services</b>					
45	Building Maintenance Program	See Attached	(735,195)	735,195	-
46	Scaddan Water Tanks	W3019	-	15,164	15,164
47	Condingup Water Tank Replacement	W3143	-	10,000	10,000
48	Public Lands Strategy	W2462 01-4170-955-902	(48,800)	48,800	-
49	EVC - Service Level Improvements/Community Grants Program	W3250	-	34,898	34,898
		01-3780-405-624	-	27,242	27,242
50	Event Based Banners	W3245	-	8,858	8,858
<b>Total Carryovers</b>			<b>(15,756,435)</b>	<b>19,271,034</b>	<b>3,514,599</b>

<b>Roads Program Carryovers 2018/19</b>				
<b>Road</b>	<b>Description</b>	<b>Account</b>	<b>Carryover</b>	<b>Income</b>
00003253 - Andrew Street / Dempster street - Roundabout	Incomplete Road Program	W3253	197,098	(88,270)
00003254 - Padbury Street / Leak Street - Intersection	Incomplete Road Program	W3254	15,852	(2,912)
00002919 - McDonald/Flinders/Beckworth Road Works - Alsbury Nominees Contribution	Incomplete Road Program	W2919	8,406	
00003081 - Parking Strategy - Town Improvements	Incomplete Road Program	W3081	95,839	
00003082 - Town Entry Statements - Town Improvements	Incomplete Road Program	W3082	23,214	
00003255 - Andrew Street Landscape - Town Improvements	Incomplete Road Program	W3255	81,621	
00003256 - CBD Bin Surrounds - Town Improvements	Incomplete Road Program	W3256	65,000	
00003354 - Swan Road / Burnside Road	Incomplete Road Program	W3354	43,658	(29,333)
00003355 - Quast Road / Fagan Road	Incomplete Road Program	W3355	43,590	(29,333)
00003356 - Kendal Road / Liebeck Road	Incomplete Road Program	W3356	44,000	(29,333)
00003285 - Dalyup Road - Resheet	Incomplete Road Program	W3285	201,267	(39,232)
00003288 - Neds Corner Road - Resheet	Incomplete Road Program	W3288	90,951	(76,224)
00003046 - Cascade Road - Patching	Incomplete Road Program	W3046	95,377	
00003076 - Great Ocean Drive / Tourist Signage	Incomplete Road Program	W3076	49,373	
00003303 - Beltana Road - Resheet	Incomplete Road Program	W3303	16,232	
00003306 - ELD Road - Resheet	Incomplete Road Program	W3306	140,779	
00003309 - Hobby Road - Resheet	Incomplete Road Program	W3309	26,530	
00003310 - Holt Road - Resheet	Incomplete Road Program	W3310	60,823	
00003311 - Kendall Road - Resheet	Incomplete Road Program	W3311	52,629	
00003314 - Mt Ridley Track - Resheet	Incomplete Road Program	W3314	30,191	
00003317 - Norwood Road - Resheet	Incomplete Road Program	W3317	155,370	
00003318 - Old Kens Road - Resheet	Incomplete Road Program	W3318	57,370	
00003319 - Parmango Road - Construction	Incomplete Road Program	W3319	77,459	
00003322 - Ridley Road - Resheet	Incomplete Road Program	W3322	95,911	
00003325 - Swan Road - Resheet	Incomplete Road Program	W3325	108,089	
00002525 - Drainage Modelling	Incomplete Road Program	W2525	8,351	
00003277 - Stormwater Pump Monitoring - Drainage	Incomplete Drainage Program	W3277	89,703	
00003124 - Twilight Beach - Car Park 2	Incomplete Car Park Program	W3124	23,464	
00003282 - Esperance Care Services - Carpark	Incomplete Car Park Program	W3282	10,000	
00003283 - Chapman Point - Carpark	Incomplete Car Park Program	W3283	16,118	
00003269 - Foreshore DUP - Footpath	Incomplete Footpath Program	W3269	18,918	
00003271 - Sims Street / Harbour Road - Footpath	Incomplete Footpath Program	W3271	204,255	
			<b>2,247,437</b>	<b>(294,637)</b>
<b>Building Maintenance Program Carryovers 2018/19</b>				
<b>Building</b>	<b>Description</b>	<b>Account</b>	<b>Carryover</b>	<b>Capital BM Reserve Transfer In</b>
Period Village	Power to 3 lots	W3141	125,000	(125,000)
Period Village	Water to 3 lots	W3142	18,000	(18,000)
Shire Administration Office/Chambers	Remove wall in Records Archive room	W1666	5,000	
Shire Administration Office/Chambers	Cameras		3,191	
Shire Administration Office/Chambers	Disable toilets and entrance porticos design		4,060	
Civic Centre	Up lights/downlights to car drop off area	W1773	100,000	
Civic Centre	External building artworks		100,000	
Community Hall Grass Patch	Supply and install leach drains	W1757	8,000	
Community Hall Salmon Gums	Demolish hall/stage, leave front of building	W1759	120,000	
Depot Esperance	Demolish existing stores building	W2256	78,711	(78,711)
Depot Fuel Pump House	New fuel tank system	W3534	91,174	(91,174)
Toilet Block Grass Patch Park and Stay	S&I leach drain system	W1683	24,500	
Toilet Block Table Island	Replace timber to ramp and lengthen, oil ,rails	W1711	2,000	
Toilet Block Table Island	Replace steel bracing, treat steel in upper corners, retek side sheets		3,500	
Seafront Caravan Park Campers Kitchen	Electrical Services	W2671	21,567	
Library	Cameras	W1807	2,849	
Cannery Arts Centre	Cameras	W1810	15,000	
Museum	Cameras	W1840	12,643	
			<b>735,195</b>	<b>(312,885)</b>

## Unspent Grants Contributions Reserve 2018/19

	Opening Balance \$ 1/07/2018	Recognised as Revenue \$	Spent or Used \$	Restricted Reserve 30/06/2019
<b>General Purpose Funding</b>				
Grant - FAGS	2,660,528	5,222,833	(5,121,158)	2,762,203
Grant - Bushfire Risk Management Project	-	175,894	(88,494)	87,400
<b>Law, Order &amp; Public Safety</b>				
FESA - Fire Prevention FESA	51,620	226,627	(206,525)	71,722
Grant- DFES- SES	5,365	20,711	(21,505)	4,571
Grant - GEDC Gibson Fire Brigade Shed	-			-
<b>Education &amp; Welfare</b>				
Grant - Esperance Home Care Operating	47,966	606,094	(654,060)	-
Grant - Other Programs	4,813	32,689	(37,502)	-
Grant - Esperance Home Care Capital	67,054	-	(19,981)	47,073
Grant - CHSP Carers	20,952	1,912,796	(1,910,867)	22,881
Grant - Homecare 4	126,758	800,464	(788,121)	139,101
Grant - Homecare 2	30,141	403,625	(336,990)	96,776
Grant - Homecare 3	38,492	412,668	(359,849)	91,311
Grant - HACC U65s - Operating	24,253	243,835	(268,088)	-
Grant - Community Visitor Scheme	603	34,007	(34,610)	-
Grant - VMP CPO	24,082	119,575	(123,247)	20,410
<b>Community Amenities</b>				
Grant - Collation of Weed Data - DPIRD	-	24,300	-	24,300
<b>Recreation &amp; Culture</b>				
Grant - Twilight Beach Restoration	8,532	-	(8,532)	-
Grant - BHP - Bushfire Donation Scaddan Community	250,000	-	-	250,000
Grant - Good Things Foundation "Be Connected"	26,500	51,500	(24,438)	53,562
Grant - Science Week	2,000	-	(1,354)	646
Grant - Civic Centre Trainee - DLG	-	30,000	-	30,000
Grant - Fourth Beach Fore dune - Dept of Planning	-	13,500	-	13,500
Grant - Alexander Bay Fore dune - Dept of Planning	-	22,610	(681)	21,929
Grant - Esperance Community Arts Install sculptures Lake	-	1,000	-	1,000
Grant - Indoor Sports Stadium - DPIRD	-	3,241,024	(1,360,708)	1,880,316
Grant - Dept of Water - ESWS Upgrade	-	948,643		948,643
<b>Transport</b>				
Grant - Roadwise	-	1,000	-	1,000
Grant - WA Police - Horns & Hooves Project	388	-	-	388
Grant - Road Safety Alliance	14,000	4,000	(5,225)	12,775
<b>Economic Services</b>				
Contribution - Wild Dog Control	99,278	1,317,818	(190,698)	1,226,398
Supertown Economic Development	77,977	-	(54,824)	23,153
<b>Total Unspent Grants</b>	<b>3,581,302</b>	<b>15,867,213</b>	<b>(11,617,457)</b>	<b>7,831,058</b>

	Description	Account #	Rev. \$	Exp. \$	Net \$	<input checked="" type="checkbox"/>	Recurring Expenditure Item	Comments
<b>INCLUDED IN THE BUDGET 2019/20</b>								
<b>Governance</b>								
1	Proposed Universal Training for Elected Members	01-3020-315-529	-	5,000	5,000	<input checked="" type="checkbox"/>	Yes every two years	WALGA has recommended that all Councils provide a budget provision for Universal Training for Elected Members. Training is only required for new and re-elected Elected Members. WALGA is currently advocating for the training to be funded by the State Government as it is their initiative but if not successful Local Government would have to pay.
<b>Education &amp; Welfare</b>								
2	Disability Access and Inclusion Plan (DAIP) Implementation Training	W3475-500-511 01-3860-115-155	(10,000)	12,500	2,500	<input checked="" type="checkbox"/>	No	An opportunity exists where funding may be available for training purposes to achieve Outcome 7 of the DAIP. Shire would be required to contribute 20%.
<b>Community Amenities</b>								
3	Event/Tour program to assist in educating community in waste disposal	W3467-500-511 Recalc Reserve Trsf	(5,000)	5,000	-	<input checked="" type="checkbox"/>	No	Funding to go towards staff costs, promotions and contractor charges to develop an event or tour to educate the community on waste disposal with the objective to reduce waste to landfill. Funded from Sanitation Reserve.
4	Organics Project - Planning and Preparation	W3468-500-511 Recalc Reserve Trsf	(80,000)	80,000	-	<input checked="" type="checkbox"/>	No	Planning and preparation towards Food Organic Green Organic (FOGO) 3rd bin option. Seek grant funding, submit works approval and licence applications. Funds would also go towards resourcing for the additional work.
<b>Recreation &amp; Culture</b>								
5	Public GIS	W3469-500-511	-	15,000	15,000	<input checked="" type="checkbox"/>	Yes \$1,300 licence fee	To provide the public access to a modified version of IntraMaps. IntraMaps will be searchable allowing the user to search for an address or a point of interest.
6	King of Concrete	W3128-503-401 01-3700-115-175	(10,000)	18,000	8,000	<input checked="" type="checkbox"/>	Yes	Similar to previous years, provide a skateboard competition slightly different to last year with more a WA focus.
7	Edge of the Bay	W3129-500-511	-	20,000	20,000	<input checked="" type="checkbox"/>	Yes - 3 years	Consider a 3 year agreement with a community group to run a community event.
<b>Transport</b>								
8	Review of Manual of Standards (MOS) - Airport	W3470-505-401 Recalc Reserve Trsf	(20,000)	20,000	-	<input checked="" type="checkbox"/>	No	CASA is amending the Manual of Standards (MOS) with significant alterations required to Esperance Airport. There is a grandfathering clause where existing non-compliance can remain until it is replaced or upgraded. However there is a caveat for this to occur where every non-compliance needs to be identified and reported within the Aerodrome Manual prior. Funds would be used to engage a consultant to conduct an audit against the new MOS. Funded from Aerodrome Reserve.
9	Update Masterplan - Airport	W3471-500-511 Recalc Reserve Trsf	(40,000)	40,000	-	<input checked="" type="checkbox"/>	No	To consider REX sized aircraft and static passenger numbers and the impact on reserve requirements for the future. Funded from Aerodrome Reserve. \$30k as per LTFP.
10	Develop Wildlife Management Plan - Airport	W3472-500-511 Recalc Reserve Trsf	(30,000)	30,000	-	<input checked="" type="checkbox"/>	No	New requirement under new Manual of Standards (MOS). Funded from Aerodrome Reserve.
<b>Economic Services</b>								



	<b>Description</b>	<b>Account #</b>	<b>Rev. \$</b>	<b>Exp. \$</b>	<b>Net \$</b>	<input checked="" type="checkbox"/> <input type="checkbox"/>	<b>Recurring Expenditure Item</b>	<b>Comments</b>
11	James Street Precinct Cultural Area Masterplan	W3473-500-511 01-4010-955-956	(50,000)	50,000	-	<input checked="" type="checkbox"/>	No	Precinct planning as per Town Centre Revitalisation Plan. Funded from Priority Projects Reserve.
12	Tourism Strategy	W3474-500-511 01-3900-955-958	(12,353)	50,000	37,647	<input checked="" type="checkbox"/>	No	As per LTFF. Funded from unspent grant Economic Development Strategy (W2247). Provided on approval from GEDC and DPIRD.
13	Resource Coordination Group	01-3900-376-555 01-3900-955-958	(10,000)	10,000	-	<input checked="" type="checkbox"/>	No	A contribution to a lobby group to advocate for mining and exporting in the South East Sub Region. Funded from unspent grant Economic Development Strategy (W2247). Provided on approval from GEDC and DPIRD.
14	Museum Items	01-3870-350-500	-	8,745	8,745	<input checked="" type="checkbox"/>	No	Archive materials, shelving, stepladder with platform, 3 wheel box trolley and 6 x office chairs
			(267,353)	364,245	96,892			<b>Net amount reflected in a/c 01-3000-371-511</b>

Asset Description	Reactive Maintenance	Preventative Maintenance	Planned Maintenance	Comments
BBQ's Maintenance	7,512			
Bay of Isles Leisure Centre	33,500	37,100	78,400	Install checker plate & duct to underside of mirrors to gym walls; replace head on front auto door; change shower rose to ceiling mounted & timer taps in wet area ablutions; change out green pipe for water service to toilets/showers; replace roof sheets above plantroom & ablutions; change out all toilet seats; swim school floor; extra cctv cameras to exterior, hallway, crèche & gym; replace carpet tiles in entry & reception; paint kiosk façade - same as reception (blue); install sink to BBQ area; replace rear fence with post & rail; replace main hall exit doors (deteriorated)
Bay of Isles Leisure Centre - Plant Room	20,000	50,000	370,000	Pool plant and equipment maintenance; pool plant and equipment upgrade
Cannery Arts Centre Gallery	9,150	14,850	14,700	Roof, gutters, downpipe maintenance; internal painting; soakwell & paving to office doors; replace lighting with LED's
Cannery Arts Centre Pottery Room			36,200	Replace roof sheeting; ceiling repairs; window repairs; roof, gutters, downpipe maintenance; LED lighting
Cannery Arts Centre Music Room			27,800	Repair rotted timber rafter tails; external painting; roof, gutters, downpipe maintenance; LED lighting
Cannery Arts Centre Innerspace			14,000	Replace ceiling; repairs to windows; roof, gutter, downpipe repairs; LED lighting
Cannery Arts Lookout			12,000	Re-roof sheeting, metal straps; stair, platform & balustrade repairs; painting; roof, gutters, downpipe maintenance
Cascade House 1	2,500	2,150	6,500	Repaint lounge, dining, kitchen, laundry where patched/painted
Cascade House 2	2,500	2,050	7,500	Replace bathroom fan with heat lamp/fan (trim bottom of bath/pass door); security sliding screen door to rear patio; install awnings to lounge & bedroom 1 windows
Cemetery Caretakers House	500	1,500		
Civic & Culture Centre	16,000	22,500	107,100	Paint walls & ceilings to bio box; paint storeroom in reception room; replace blinds in reception room; repaint reception room foyer ceiling; gyprock lining to walls in reception hall; universally accessible toilet - design/drawings; disability access to auditorium & external access - design/drawings; disability access to auditorium & external access ; repaint stage floor annually; replace roller shutters to servery; paint reception hall toilets; install timber slats under servery/ticket sales areas; replacement of stage curtain track & motor
Community Centre Cascade	1,500	6,200	46,000	Re-oil timber ramps; paint eaves; paint timber windows & doors/frames; prepare & seal stage floor; fence & retaining wall extension
Community Centre Condingup	1,200	3,500	37,200	Replace bowed veranda posts where required (in sections); replace bolts; stirrups & lift so posts are above ground level (in sections); replace roller shutter to kitchen servery; check for installation of RCD's - install where required; exit doors to club change rooms & office (doors/handles/exit lights)
Community Hall Beaumont	2,000	4,450		
Community Hall Dalyp	1,000	3,500	4,500	Replace eaves sheets to front of hall, approx. 14m; replace barge cappings with wider profile
Community Hall Grass Patch	1,000	2,850	53,200	S&I leach drain system additional funding
Community Hall Salmon Gums	1,000	3,500		
Community Sports House (EDRA)	900	1,000		
Condingup House 2	2,500	1,850	32,000	Replace septics, leach drain - relocate from under rear patio; remove rear patio & concrete & replace after removal of septics; remove chimney & finish off
Condingup House 3	2,500	1,850	4,000	Install tank & pressure pump for water pressure
Depot Cascade	700	1,500		
Depot Condingup	700	1,350		

<b>Asset Description</b>	<b>Reactive Maintenance</b>	<b>Preventative Maintenance</b>	<b>Planned Maintenance</b>	<b>Comments</b>
Depot Esperance Administration Building	7,500	9,000	16,500	Remote gate access devices; install rainwater tank & plumb to ice machine, sink & chilled water; install under bench chilled water unit; sound proof interview rooms - raven seals; RP10 to frames; RP128SI to bottom
Depot Esperance Cement Shed			6,000	Sliding door to side & repair front slider
Depot Esperance Gardeners Shed			2,700	Replace gutters, re-sheet roof
Depot Esperance General Sheds 2,3,4			2,000	Replace flashings, tidy external
Depot Esperance General Shed 7			3,000	Flashings, external repairs
Depot Esperance General Shed 8		1,000		
Depot Esperance Pound	7,500	3,500		
Depot Esperance Records Shed			3,000	Clean out, repair
Depot Esperance Wacker Shed			1,500	Check lifting beam - certification?
Depot Esperance Workshop		700	3,000	Paint workshop floor and pit
Depot Grass Patch	1,200	1,000		
Esperance Kindergarten Black Street	1,000	1,000		
Grass Patch House 1	2,500	1,300		
Grass Patch House 2	2,500	1,300	4,200	Re-oil decking; repaint fascia/barges
Indoor Sports Stadium	20,000	11,150		
Library	15,000	19,800	26,500	External lighting upgrade to front of building, carpark, footpath; move fire hose reel to external; install A/C to staffroom & fan in work area; painting to internal painted surfaces; paint external walls at entrance; replace ceiling fans ( + annual cleaning); change lighting to LED
Museum Maritime/Goods Shed	23,000	15,200	68,500	Paint entry gazebo & balustrade (annual painting program); check tek screws to roof sheeting for retekking; wall sheets to southern end require replacement (2 x gable ends); object room - paint ceilings after shelving (anti-mould); object room mezzanine floor repairs; replace polycarp sheets on roof 12 x 1.8m
Old Chemist Shop	1,100	1,000	10,000	Repaint external
Old Court House	1,100	1,000	2,500	Paint to all internal window frames
Old Doctors Surgery	1,100	1,000	10,000	Repaint external
Old Headmasters House	1,100	1,000		
Old Hospital	1,100	1,000	1,500	Sand & oil veranda decking - oil annually
Old Matrons Quarters	1,100	1,000		
Old Methodist Church	1,100	1,000	16,500	Replace remaining windows with aluminium
Old Police Quarters	1,100	1,000		
Old Railways Office	750	1,000		
Old Salmon Gums School	1,100	1,000	10,000	Repaint external
Old Sinclair House	1,100	1,000	3,000	Re-paint internal shop floors
Seafront Caravan Park Ablutions	18,000	4,850		
Seafront Caravan Park Cabins	9,500	4,000	1,500	Oil decks
Seafront Caravan Park Campers Kitchen/BBQ	9,500	1,000		

<b>Asset Description</b>	<b>Reactive Maintenance</b>	<b>Preventative Maintenance</b>	<b>Planned Maintenance</b>	<b>Comments</b>
Seafront Caravan Park Manager House	2,500	6,800		
Seafront Caravan Park Shop/Office	2,500	1,000		
Senior Citizens Centre	12,000	9,800	10,000	Install automatic swing door to existing rear double doors (like front one)
Shire Administration Office/Chambers	27,500	37,600	119,000	Replace vanity tops & basins in staff toilets; paint internal Chambers toilets; construct portico's & accessible toilet; remove rusting fixings and paint at curved wall of Chambers; replace tired signage at entries; change wall lights to LED's; install bike racks to front of building - at Chambers/Windich entry; increase path sizes to 1.2 at old plantroom, plantroom 4 & staff entries; recommendation - lift 6 x condensing units onto block mounts
Sound Shell Museum Park	1,500	1,000		
Toilet Block Alexander Bay	1,200			
Toilet Block All Coastal	12,600	2,000	10,000	
Toilet Block Condingup	500	1,000		
Toilet Block Duke Of Orleans	500		500	Repaint floors
Toilet Block Foreshore Castletown	1,500	2,000	50,000	Retaining wall along dunes, concrete area, refurbish toilet block
Toilet Block Dempster (Bus Stop)	1,500	1,450		
Toilet Block Cemetery	750	1,000		
Toilet Block Foreshore James Street	4,000	10,650	450	High pressure clean to showers & seating area
Toilet Block Foreshore Tanker Jetty	4,000	10,650	450	High pressure clean to showers & seating area
Toilet Block Foreshore Taylor Street	1,000	10,000	2,500	Paint external
Toilet Block Emily Street	1,000	10,000		
Toilet Block GSG Soccer	500	400		
Toilet block GSG Indoor Sports	500	400		
Toilet Block Gibson	750	1,200		
Toilet Block Kemp Street	3,000	10,000		
Toilet Block Museum Village Staff	750	1,000		
Toilet Lions Park	1,250	1,000		
Toilet Block Observatory Beach	750	1,000	400	Oil deck
Toilet Block RSL	4,000	10,800		
Toilet Block Salmon Gums	1,000	1,500		
Toilet Block Salmon Gums C/Park Ablutions	1,500	1,000	14,000	Paint external ; paint floors; paint internal; bigger basin to males, hot water to basin, connect floor wastes in both; re-grout showers
Toilet Block Scaddan Pioneer	1,000	1,000	1,200	Annual windmill servicing
Toilet Block Grass Patch Ablutions	1,000	1,400	45,600	S&I leach drain system additional funding
Toilet Block Twilight Beach	4,000	1,820	1,500	Check teks
Toilet Block Table Island	1,700		4,000	Replace timber to ramp & lengthen - too steep; oil ramp/handrails
Toilet Block Munglinup	200		550	Replace door closers
Toilet Block Quagi	750			

<b>Asset Description</b>	<b>Reactive Maintenance</b>	<b>Preventative Maintenance</b>	<b>Planned Maintenance</b>	<b>Comments</b>
Toilet Block Little Wharton	200		3,000	
Toilet Block Wharton Beach	700		1,000	Annually - oil decking; oil handrails/steps to beach
Toilet Block West Beach	1,500	10,000	2,500	Replace door closers; treat timber
Visitors Centre	7,000	5,000		
<b>Municipal Funded Buildings</b>	<b>342,212</b>	<b>399,970</b>	<b>1,309,650</b>	
<b>Funded From Business Units</b>				
Wylie Bay Recycling Facility	8,500	5,100	72,000	CCTV/security system battery back-up; building extension; wall repairs
Airport House	1,800	1,950	40,000	Remove damaged concrete path at front door & replace with new; replace carport, rusted out; 3 bay open front shed for markers & tractor
Airport Ambulance transfer	750	1,200	600	Install RCD protection to light circuits
Airport Terminal	5,000	10,150	72,900	External repaint - stage 2; ext. toilet - AS1428; tactile indicators, handrail, kerb rail - check/repair; replace gable end eaves sheeting – airside; re-paint roof sheeting (replace with ultra before solar panels installed); install & paint skirting to arrivals area; reseal airside windows
Homecare Day Care Centre	17,850	13,900	13,100	Re-tek roof sheets; oil timber to pergola structure – annually; inspect annually for deterioration of timber posts; install skylights to 3 internal offices (ventable?); paint internal of day centre; glass viewing panel to finance officer's door
<b>Funded From Business Units</b>	<b>33,900</b>	<b>32,300</b>	<b>198,600</b>	
	<b>376,112</b>	<b>432,270</b>	<b>1,508,250</b>	
<b>Building Maintenance Allocation 2019/20</b>			<b>264,800</b>	Total funded from Business Units and Grant Funds.
			<b>2,051,832</b>	Total funded from Shire
			<b>2,316,632</b>	Total Building Maintenance Program

	Description	Account #	Rev. \$	Exp. \$	Net \$	<input checked="" type="checkbox"/>	Comments
<b>INCLUDED IN THE BUDGET 2019/20</b>							<b>As per LTFP \$0 net (2019/20)</b>
<b>Law, Order and Public Safety</b>							
1	New dog pound	W3476-400-511 01-8040-955-900	(250,000)	250,000	-	<input checked="" type="checkbox"/>	As per LTFP. Funded from Building Maintenance Reserve.
2	Power for Howick Fire Brigade Shed	W3400-400-511	-	25,400	25,400	<input checked="" type="checkbox"/>	Horizon Power have provided a quote to connect power to Reserve 53330 Exchange Road.
<b>Community Amenities</b>							
3	Pump shed and equipment at Truckwash Facility	W3477-581-511 01- 7420-955-912	(60,000)	60,000	-	<input checked="" type="checkbox"/>	Increase size to allow safe access, storage or spare pumps. Installation of Rainman for remote access. Purchase a new pump. Funded from Sanitation Reserve.
			<b>(310,000)</b>	<b>335,400</b>	<b>25,400</b>		<b>Net amount reflected in a/c 01-7000-781-511</b>

Line Item	Description	Account #	Rev. \$	Exp. \$	Net \$	<input checked="" type="checkbox"/>	Comments
<b>INCLUDED IN THE BUDGET 2019/20</b>							<b>As per LTFP \$123,792 (2019/20)</b>
<b>Governance</b>							
1	IT Equipment	01-7140-705-660	-	50,000	50,000	<input checked="" type="checkbox"/>	As per LTFP
2	On-Premise IP Phone System	01-7140-705-660 01-7140-955-950	(80,000)	80,000	-	<input checked="" type="checkbox"/>	Replace current TIPT phone system to facilitate reduced costs and better integration with the Shire's IT infrastructure. Includes installation and training. Funded from IT System and Process Development Reserve.
3	Audio Visual Equipment for Chambers	01-7100-705-660	-	20,000	20,000	<input checked="" type="checkbox"/>	Supply and install audio visual equipment in Chambers in addition to carryover \$20,000 from 2018/19 budget.
4	36 Bay Fixed Track Compactfile	W3478-400-511 01- 7100-955-900	(38,600)	38,600	-	<input checked="" type="checkbox"/>	A 36 bay fixed track mechanically assisted compactfile unit providing accommodation up to 1008 standard archive boxes. Includes delivery and installation. Funded from Building Maintenance Reserve.
<b>Education and Welfare</b>							
5	Automatic gates for Esperance Homecare vehicle compou	01-7810-955-914 W3481-581-511	(20,000)	20,000	-	<input checked="" type="checkbox"/>	Provide security for staff and homecare vehicles. Funded from EHC Fundraising Reserve.
<b>Community Amenities</b>							
6	Tablet for Special Waste Data Recording	01-7420-705-660 01-7420-955-912	(5,000)	5,000	-	<input checked="" type="checkbox"/>	Device for referencing GPS points for burial of special waste. This would replace the current GPS method and streamline the process of recording this data as it would sync to central database in real time. Funded from Sanitation Reserve.
<b>Recreation &amp; Culture</b>							
7	PA Upgrade - BOILC	01-7730-705-660	-	5,150	5,150	<input checked="" type="checkbox"/>	Current system non-compliant if a full evacuation was required.
			<b>(143,600)</b>	<b>218,750</b>	<b>75,150</b>		<b>Net amount reflected in a/c 01-7000-780-511</b>



Line Item	Description	Account		Rev. \$	Exp. \$	Net \$	<input checked="" type="checkbox"/>	Comments
<b>INCLUDED IN THE BUDGET 2019/20</b>								<b>As per LTFP \$258,000 net (2019/20)</b>
	<b>Current</b>	<b>Proposed</b>	<b>Position</b>					
1	LV598 2014 Toyota Prado VX SUV DSL Auto 4x4	01-7000-705-664	Executive Services	(30,000)	69,500	39,500	<input checked="" type="checkbox"/>	Replace current vehicle.
2	LV600 2014 Holden Commodore Evoke S/W PET Auto	01-7730-705-664	BOILC Admin	(13,000)	35,000	22,000	<input checked="" type="checkbox"/>	Replace current vehicle.
3	LV604 2014 Isuzu D-Max S/C T/T DSL Man 4x4	01-8040-705-664	Depot	(12,500)	39,000	26,500	<input checked="" type="checkbox"/>	Replace current vehicle.
4	LV608 2015 Mitsubishi Triton D/C W/B DSL Man 4x4	01-7700-705-664	Community Support	(12,500)	38,500	26,000	<input checked="" type="checkbox"/>	Replace current vehicle.
5	LV609 2015 Isuzu D-Max SP/C T/T DSL Man 4x4	01-7540-705-664	Town Construction	(13,500)	70,000	56,500	<input checked="" type="checkbox"/>	Replace with Light Truck.
6	LV610 2015 Mitsubishi Pajero SUV DSL Auto 4x4	01-7050-705-664	External Services	(25,000)	56,000	31,000	<input checked="" type="checkbox"/>	Replace current vehicle.
7	LV635 2017 Toyota Hilux S/C T/T DSL Auto 4x4	01-7540-705-664	Rural Maintenance	(13,500)	70,000	56,500	<input checked="" type="checkbox"/>	Replace with Light Truck.
8	New dual cab 4x4 ute	01-7540-705-664	Rural Construction	(39,000)	39,000	-	<input checked="" type="checkbox"/>	New Vehicle Rural Construction Crew. <b>Funded from Plant Reserve.</b>
				<b>(159,000)</b>	<b>417,000</b>	<b>258,000</b>		<b>Net amount reflected in a/c 01-7540-705-664</b>

Line Item	Description	Account	Rev. \$	Exp. \$	Net \$	☑☑	Comments
<b>INCLUDED IN THE BUDGET 2019/20</b>							<b>As per LTFP \$1,261,773 net (2019/20)</b>
<b>Major Plant</b>							
1	G44 Grader	01-7540-705-665	(120,000)	450,000	330,000	☑	Replace current Plant.
2	L58 Skid Steer	01-7540-705-665	(21,000)	70,000	49,000	☑	Replace current Plant.
3	L59 BackHoe	01-7540-705-665	(45,000)	160,000	115,000	☑	Replace current Plant.
4	L60 Backhoe	01-7540-705-665	(45,000)	195,000	150,000	☑	Replace Backhoe with Wheeled Excavator.
5	T111 Dual Cab Truck - Light Truck	01-7540-705-665	(25,000)	77,300	52,300	☑	Replace current Plant.
6	T112 Truck Single Cab - Light Truck	01-7540-705-665	(25,000)	77,300	52,300	☑	Replace current Plant.
7	FR9 Foot Path Roller Steel Drum Vibrating	01-7540-705-665	(15,000)	45,000	30,000	☑	Replace current Plant.
8	VR14 18 Ton Vibration Rollers Steel / Tyre	01-7540-705-665	(39,000)	175,000	136,000	☑	Replace current Plant.
9	VR13 18 Ton Vibration Rollers Steel / Tyre	01-7540-705-666	(39,000)	175,000	136,000	☑	Replace & upgrade current Plant.
10	TR21 Fuel Tanker 1000 Lt	01-7540-705-666	(1,200)	11,500	10,300	☑	Replace current Plant.
11	TR48 Fuel Tanker 3000 Lt	01-7540-705-665	(2,500)	27,000	24,500	☑	Replace current Plant.
12	Radar Speed Display Trailer	01-7540-705-663	-	28,000	28,000	☑	New Plant item.
13	PREC2 Metal Pre-Coater	01-7540-705-665	(2,500)	60,000	57,500	☑	Replace current Plant.
14	SL6 Slasher PTO - 7 Foot	01-7540-705-665	(2,500)	11,500	9,000	☑	Replace current Plant.
15	LS1 Line Sprayer Single Axle	01-7540-705-665	(1,600)	17,000	15,400	☑	Replace current Plant.
16	Ablution Caravan	01-7540-705-665	(5,000)	60,000	55,000	☑	Replace current Plant.
17	ForkLift - Depot (FL3)	01-3580-350-504	-	6,500	6,500	☑	Transferred from Wylie Bay to Depot.
18	100 Kva Generator Set (GS9)	01-3580-350-504	-	5,000	5,000	☑	Transferred from Airport for Depot Emergency Genset.
19	G44 Grader	01-7540-955-924	(120,000)	120,000	-		Retain Grader Rural Construction Gang - <b>Funded from Plant Reserve.</b>
20	VR14 18 Ton Vibration Rollers Steel / Tyre	01-7540-955-924	(39,000)	39,000	-		Retain Vib Roller Rural Construction Gang - <b>Funded from Plant Reserve.</b>
21	Loader - Larger Size	01-7540-705-666	-	350,000	350,000	☑	New Plant Rural Construction Gang - <b>Funded from Road Construction Program.</b>
22	Fork Lift - 360 Rotator- Adj Forks-Broom-Diesel / LPG	01-7420-705-665 01-3420-105-036 01-7420-955-912	(55,000)	55,000	-	☑	Replaces Current plant. <b>Funded from Sanitation Reserve. Sale proceeds \$6500.</b>
23	Fuel Tanker Single 1000 Lt	01-7420-705-665 01-7420-190-972 01-7420-955-912	(7,400)	7,400	-	☑	Replaces Current plant. <b>Funded from Sanitation Reserve. Sale proceeds \$2000.</b>
24	100 KVA Generator Set	01-7420-705-665 01-7420-190-972 01-7420-955-912	(33,500)	33,500	-	☑	Replaces Current plant. <b>Funded from Sanitation Reserve. Sale proceeds \$5000.</b>
25	Tow Behind Spray Trailer with Cab controls	01-7510-705-664 01-7510-955-910	(8,500)	8,500	-	☑	New plant item. <b>Funded from Airport Reserve.</b>
26	100 KVA Generator Set	01-7510-705-665 01-7510-190-972 01-7510-955-910	(33,500)	33,500	-	☑	Replaces Current plant. <b>Funded from Airport Reserve. Sale proceeds \$5000.</b>

Line Item	Description	Account	Rev. \$	Exp. \$	Net \$	☑☑	Comments
27	Fire Fighting Appliances	01-8090-705-660 01-4090-115-175	(700,000)	700,000	-	☑	As per LTFP. Estimate of replacement plant from DFES.
	Subtotal		(1,386,200)	2,998,000	1,611,800		Net amount reflected in a/c 01-7540-705-665
	<b>Sundry Equipment - Works</b>						<b>As per LTFP \$173,122 net (2019/20)</b>
28	Mowing Team Whipper Snippers	01-3540-350-504	(500)	5,200	4,700	☑	Replacement.
29	Ground Compactor - Small - 300 x 300	01-3540-350-504	(350)	3,500	3,150	☑	Replacement.
30	Ground Compactor - Medium - 600 x 600	01-3540-350-504	(550)	2,500	1,950	☑	Replacement.
31	Ground Compactor - Large - 900 x 600	01-7540-705-663	(1,000)	9,500	8,500	☑	Replacement.
32	Lawn Edger	01-3540-350-504	(200)	900	700	☑	Replacement.
33	Backpack Blower	01-3540-350-504	(250)	1,000	750	☑	Replacement.
34	Handheld Blower	01-3540-350-504	(300)	1,000	700	☑	Replacement.
35	Petrol Hedger	01-3540-350-504	(150)	800	650	☑	Replacement.
36	Large Volume Air Compressor	01-3540-350-504	-	1,500	1,500	☑	New equipment.
37	7 Kva Genset	01-7540-705-663	(1,000)	6,400	5,400	☑	Replacement.
38	2 Kva Genset	01-7540-705-663	(400)	6,400	6,000	☑	Replacement.
39	Polesaw	01-3540-350-504	(200)	1,400	1,200	☑	Replacement.
40	Jackhammer Drill	01-3540-350-504	(100)	1,000	900	☑	Replacement.
41	200 Lt Spray Unit Ute Mounted	01-3540-350-504	(400)	4,000	3,600	☑	Replacement.
42	Arrow Light Board	01-7540-705-666	-	10,000	10,000	☑	New equipment.
43	Raptor Gatic Lifters	01-3540-350-504	-	1,000	1,000	☑	New equipment.
44	Rescue Davit Shoring Kit	01-7540-705-663	-	7,500	7,500	☑	New equipment.
45	Rubber Tyre Roller Attachment - Skid Steer	01-7540-705-663	-	10,000	10,000	☑	New equipment.
46	Robot Survey Marker	01-7540-705-663	-	40,000	40,000	☑	New equipment.
47	Water Pumps in metal frame with 3" connectors	01-3540-350-504	(300)	3,200	2,900	☑	Replacement.
48	Traffic Management Lights Upgrade (\$14000)	01-7540-705-663	-	28,000	28,000	☑	Current plant upgrade - current system no longer supported.
49	GPS Base Station	01-7540-705-663	-	30,000	30,000	☑	New equipment.
50	ITR10 Luggage Trailer	01-7810-705-663	(2,500)	2,500	-	☑	Replacement.
	Subtotal		(8,200)	177,300	169,100		Net amount reflected in a/c 01-7540-705-663
	<b>Net Items Included in Budget Bottom Line</b>		<b>(1,394,400)</b>	<b>3,175,300</b>	<b>1,780,900</b>		

Line Item	Description		Rev. \$	Exp. \$	Net \$	<input checked="" type="checkbox"/>	Comments
<b>INCLUDED IN THE BUDGET 2019/20</b>							<b>As per LTFP \$9,159,548 net (2019/20)</b>
<b>Roads Capital Works Program</b>							
<b>Municipal Allocation</b>							
1	Ordinary Municipal Allocation - Town		-	674,208	674,208	<input checked="" type="checkbox"/>	As per LTFP. Annual allocation.
2	Ordinary Municipal Allocation - Rural		-	4,858,362	4,858,362	<input checked="" type="checkbox"/>	As per LTFP. Annual allocation. Reduced by \$350K to fund new loader.
3	2019/20 Increase to Rural Roads		-	650,000	650,000	<input checked="" type="checkbox"/>	As per LTFP.
4	MRWA Direct Grant - Rural Roads		(662,293)	662,293	-	<input checked="" type="checkbox"/>	Direct to Rural Roads.
<b>Blackspot Funding</b>							
5	State Black Spot Projects		(93,667)	140,500	46,833	<input checked="" type="checkbox"/>	As per LTFP.
6	National Black Spot Projects		-	-	-	<input checked="" type="checkbox"/>	As per LTFP.
<b>MRWA Funding</b>							
7	MRWA RRG Project Expenditure		(1,893,296)	2,869,809	976,513	<input checked="" type="checkbox"/>	As per LTFP.
8	MRWA State Commodity Route		(364,468)	546,703	182,235		
<b>Roads To Recover (R2R)</b>							
9	Roads To Recovery - Rural		(1,021,509)	1,021,509	-	<input checked="" type="checkbox"/>	Annual allocation as advised.
10	Roads To Recovery - Urban		(437,789)	437,789	-	<input checked="" type="checkbox"/>	Annual allocation as advised.
<b>Other Road Works</b>							
11	Street Drainage		-	595,000	595,000	<input checked="" type="checkbox"/>	As per LTFP. Annual allocation.
12	Dual Use Paths		-	172,353	172,353	<input checked="" type="checkbox"/>	As per LTFP. Annual allocation.
13	WA Bike Network Grant		(20,000)	40,000	20,000		
<b>Total Roads Capital Works Program</b>			<b>(4,493,022)</b>	<b>12,668,526</b>	<b>8,175,504</b>		
<b>Other Capital Works</b>							
14	Playground Replacement	W2249-355-511	-	168,826	168,826	<input checked="" type="checkbox"/>	As per LTFP.
15	Irrigation/Public Open Space (POS) Asset Management	W3483-219-511	-	320,000	320,000	<input checked="" type="checkbox"/>	As per LTFP.
16	Coastal Reserves Asset Management	W3139-219-401	-	49,195	49,195	<input checked="" type="checkbox"/>	As per LTFP.
17	Coastal Reserves Management Plan	W2250-302-511	-	96,023	96,023	<input checked="" type="checkbox"/>	As per LTFP.
18	Organics Waste Management Set-up	W3482-580-401 01-7420-955-912	(600,000)	600,000	-	<input checked="" type="checkbox"/>	As per LTFP. Funded from Sanitation Reserve.
19	Apron Extension at Airport	W3480-161-401 01-7510-955-910	(250,000)	250,000	-	<input checked="" type="checkbox"/>	To remove and/or reduce congestion issues. Funded from Aerodrome Reserve.
20	Jetty Deconstruction	W2628-505-405 01-3220-955-908	(163,064)	163,064	-	<input checked="" type="checkbox"/>	Funded from Jetty Reserve. Extra funding to bring to \$1.6m for deconstruction, includes net carryover.
21	Jetty Deconstruction - Watch and Brief Consultant	W2628-505-405 01-3220-955-908	(40,000)	40,000	-	<input checked="" type="checkbox"/>	Requested by Heritage Council to engage a heritage architect to implement the requested changes in the deconstruction methodology. Council Resolution O0519-081.
22	Condingup Niche Wall	W3138-219-401 01-7210-155-774	(35,000)	45,000	10,000	<input checked="" type="checkbox"/>	Increase in expenditure for Niche Wall. Contribution from Condingup District Recreation Association plus carryover.
23	Cannery Sewer Upgrade	W3479-400-511 01-7720-955-900	(105,000)	105,000	-	<input checked="" type="checkbox"/>	Funded from Building Maintenance Reserve.
			<b>(1,193,064)</b>	<b>1,837,108</b>	<b>644,044</b>		
<b>Total Infrastructure</b>			<b>(5,686,086)</b>	<b>14,505,634</b>	<b>8,819,548</b>		<b>Net amount reflected in a/c 01-7930-705-660</b>

Account # / Work Order #	Amount
<b>01-07100-710 - Corporate Resources - Capital : Building Project</b>	
00003478 - 36 Bay Fixed Track Compactafire - Admin Building	38,600.00
<b>01-07100-710 - Corporate Resources - Capital : Building Project Total</b>	<b>38,600.00</b>
<b>01-07140-715 - Information Technology - Capital : Infrastructure Project</b>	
00003252 - Optic Fibre Cable and NBN Fibre	20,000.00
<b>01-07140-715 - Information Technology - Capital : Infrastructure Project Total</b>	<b>20,000.00</b>
<b>01-07210-715 - Parks - Capital : Infrastructure Project</b>	
00002249 - Public Open Space Implementation	219,063.00
00003138 - Condingup Niche Wall	55,000.00
00003462 - Adventureland Park Playground	438,868.00
00003483 - Irrigation/Public Open Space POS	320,000.00
<b>01-07210-715 - Parks - Capital : Infrastructure Project Total</b>	<b>1,032,931.00</b>
<b>01-07220-715 - Coastal Infrastructure- Capital : Infrastructure Project</b>	
00002250 - Coastal Reserves Upgrades	102,812.00
00002252 - Castletown Beach Restoration	20,529.00
00003139 - Coastal Reserve Asset Management - Town Boat Ramp and James St Jetty	251,542.00
00003140 - Tanker Jetty Replacement	6,000,000.00
00003334 - Fourth Beach Foredune	46,748.00
00003335 - Alexander Bay Foredune	21,929.00
<b>01-07220-715 - Coastal Infrastructure- Capital : Infrastructure Project Total</b>	<b>6,443,560.00</b>
<b>01-07230-715 - Sporting Grounds - Capital : Infrastructure Project</b>	
00002843 - Oval Fencing	27,802.00
00003515 - Esperance Velodrome Upgrade	135,213.00
<b>01-07230-715 - Sporting Grounds - Capital : Infrastructure Project Total</b>	<b>163,015.00</b>
<b>01-07240-710 - Sporting Complexes - Capital : Building Project</b>	
00003241 - Indoor Sports Stadium - New	7,138,780.00
00003461 - Scaddan Country Club Extension	1,006,194.00
<b>01-07240-710 - Sporting Complexes - Capital : Building Project Total</b>	<b>8,144,974.00</b>
<b>01-07250-715 - Water Supply - Capital : Infrastructure Project</b>	
00002254 - Eastern Subs Water Supply Upgrade	1,043,819.00
<b>01-07250-715 - Water Supply - Capital : Infrastructure Project Total</b>	<b>1,043,819.00</b>
<b>01-07350-705 - Rural Services - Capital : Purchases</b>	
00003019 - Scaddan Dam Tanks	15,164.00
<b>01-07350-705 - Rural Services - Capital : Purchases Total</b>	<b>15,164.00</b>
<b>01-07350-715 - Rural Services - Capital : Infrastructure Project</b>	
00003143 - Condingup Water Tank Replacement	10,000.00
<b>01-07350-715 - Rural Services - Capital : Infrastructure Project Total</b>	<b>10,000.00</b>
<b>01-07420-715 - Waste Management - Capital : Infrastructure Project</b>	
00003477 - Truckwash Facility Pump Shed and Equipment	60,000.00
00003482 - Organics Waste Management Set-Up	600,000.00
<b>01-07420-715 - Waste Management - Capital : Infrastructure Project Total</b>	<b>660,000.00</b>

Account # / Work Order #	Amount
<b>01-07510-775 - Esperance Airport - Capital : Airside Projects</b>	
00003480 - Apron Extension at Airport	250,000.00
<b>01-07510-775 - Esperance Airport - Capital : Airside Projects Total</b>	<b>250,000.00</b>
<b>01-07540-715 - Road Making Plant - Capital : Infrastructure Project</b>	
00003534 - Fuel Tank and Bowser System	91,174.00
<b>01-07540-715 - Road Making Plant - Capital : Infrastructure Project Total</b>	<b>91,174.00</b>
<b>01-07580-710 - Depot, Store &amp; Office - Capital : Building Project</b>	
00002256 - Depot Building	78,711.00
<b>01-07580-710 - Depot, Store &amp; Office - Capital : Building Project Total</b>	<b>78,711.00</b>
<b>01-07720-710 - Culture - Capital : Building Project</b>	
00003479 - Cannery Sewer Upgrade	105,000.00
<b>01-07720-710 - Culture - Capital : Building Project Total</b>	<b>105,000.00</b>
<b>01-07730-710 - BOILC - Admin - Capital : Building Project</b>	
00003135 - Solar Panel Upgrade - Bay of Isles Leisure Centre	28,477.00
<b>01-07730-710 - BOILC - Admin - Capital : Building Project Total</b>	<b>28,477.00</b>
<b>01-07790-710 - Esperance Period Village - Capital : Building Project</b>	
00003141 - Museum Village - Power to 3 lots	125,000.00
00003142 - Museum Village - Water to 3 lots	18,000.00
<b>01-07790-710 - Esperance Period Village - Capital : Building Project Total</b>	<b>143,000.00</b>
<b>01-07810-710 - Home Care - Capital : Building Project</b>	
00003251 - Homecare Building Refurbishment	580,000.00
<b>01-07810-710 - Home Care - Capital : Building Project Total</b>	<b>580,000.00</b>
<b>01-07810-715 - Home Care - Capital : Infrastructure Project</b>	
00003481 - Automatic Gates for Esperance Homecare Vehicle Compound	20,000.00
<b>01-07810-715 - Home Care - Capital : Infrastructure Project Total</b>	<b>20,000.00</b>
<b>01-07930-755 - Road &amp; Street - Capital : Town Roads - BlackSpot</b>	
00003253 - Andrew Street / Dempster street - Roundabout	197,098.00
00003254 - Padbury Street / Leak Street - Intersection	45,852.00
<b>01-07930-755 - Road &amp; Street - Capital : Town Roads - BlackSpot Total</b>	<b>242,950.00</b>
<b>01-07930-757 - Road &amp; Street - Capital : Town Roads - MainRoads</b>	
00002508 - Goldfields Road - Reseal	109,500.00
00003508 - Pink Lake Road - Reseal	135,500.00
<b>01-07930-757 - Road &amp; Street - Capital : Town Roads - MainRoads Total</b>	<b>245,000.00</b>
<b>01-07930-758 - Road &amp; Street - Capital : Town Roads - Municipal Allocation</b>	
00002772 - Industrial Area - Kerbing Works	30,000.00
00002779 - Garden Road - Road Construction	32,000.00
00002919 - McDonald/Flinders/Beckworth Road Works - Alsbury Nominees Contribution	8,406.00
00003081 - Parking Strategy - Town Improvements	117,124.00
00003082 - Town Entry Statements - Town Improvements	23,214.00
00003084 - Foreshore Lighting - Town Improvements	30,000.00


<b>Account # / Work Order #</b>	<b>Amount</b>
00003104 - Dempster Street - Reseal	65,000.00
00003255 - Andrew Street Landscape - Town Improvements	181,621.00
00003256 - CBD Bin Surrounds - Town Improvements	65,000.00
00003267 - Crack Seal - Reseal	20,000.00
00003509 - Alana Street - Construction	28,000.00
00003510 - Sinclair Street - Construction	196,000.00
00003511 - John Street and Laurel Court - Reseal	10,000.00
00003513 - Norseman Road - East Side - Reseal	49,000.00
<b>01-07930-758 - Road &amp; Street - Capital : Town Roads - Municipal Allocation Total</b>	<b>855,365.00</b>
<b>01-07930-760 - Road &amp; Street - Capital : Rural Roads - BlackSpot</b>	
00003284 - Eleven Mile Beach Road - Constructioin	140,500.00
00003354 - Swan Road / Burnside Road	43,658.00
00003355 - Quast Road / Fagan Road	43,590.00
00003356 - Kendal Road / Liebeck Road	44,000.00
<b>01-07930-760 - Road &amp; Street - Capital : Rural Roads - BlackSpot Total</b>	<b>271,748.00</b>
<b>01-07930-761 - Road &amp; Street - Capital : Rural Roads - Roads to Recovery</b>	
00003297 - Howick Road - Construction	700,000.00
00003298 - Parmango Road - Construction	721,000.00
00003535 - Grass Patch Road - Construction	585,200.00
<b>01-07930-761 - Road &amp; Street - Capital : Rural Roads - Roads to Recovery Total</b>	<b>2,006,200.00</b>
<b>01-07930-762 - Road &amp; Street - Capital : Rural Roads - MainRoads</b>	
00002279 - Fisheries Road - Reconstruct	1,459,370.00
00003285 - Dalyup Road - Resheet	201,267.00
00003288 - Neds Corner Road - Resheet	90,951.00
00003486 - Gibson - Dalyup Road - Construct	171,710.00
00003487 - Merivale Road - Resheet	1,071,139.00
00003488 - River Road - Construct	700,000.00
00003489 - Twilight Beach Road - Reseal	152,419.00
<b>01-07930-762 - Road &amp; Street - Capital : Rural Roads - MainRoads Total</b>	<b>3,846,856.00</b>
<b>01-07930-763 - Road &amp; Street - Capital : Rural Roads - Municipal Allocation</b>	
00002144 - Griggs Road - Construct	30,000.00
00002148 - Styles Road - Resheet	249,781.00
00002323 - Dempster Road - Resheet	248,000.00
00002532 - Logans Road - Resheet	150,000.00
00002533 - Circle Valley Road - Resheet	151,800.00
00002539 - Meyer Road - Resheet	160,380.00
00002701 - Dunn Rock Road - Resheet	201,000.00
00002702 - Fleming Grove Road - Resheet	200,250.00
00002714 - Muntz Road - Resheet	118,750.00
00002722 - River Road - Resheet	253,500.00
00003046 - Cascade Road - Patching	95,377.00
00003075 - Reseal Program - TBA	747,581.00
00003076 - Great Ocean Drive / Tourist Signage	79,373.00
00003301 - Alexander Road - Resheet	166,250.00
00003303 - Beltana Road - Resheet	16,232.00
00003306 - ELD Road - Resheet	140,779.00
00003309 - Hobby Road - Resheet	26,530.00



<b>Account # / Work Order #</b>	<b>Amount</b>
00003310 - Holt Road - Resheet	60,823.00
00003311 - Kendall Road - Resheet	52,629.00
00003314 - Mt Ridley Track - Resheet	30,191.00
00003317 - Norwood Road - Resheet	155,370.00
00003318 - Old Kens Road - Resheet	57,370.00
00003319 - Parmango Road - Construction	77,459.00
00003322 - Ridley Road - Resheet	95,911.00
00003325 - Swan Road - Resheet	108,089.00
00003326 - Various Culverts	200,000.00
00003491 - Belgian Road - Resheet	287,700.00
00003492 - Dunn Street Salmon Gums - Construct	45,000.00
00003493 - Eldred Road East - Resheet	120,000.00
00003494 - Fisheries Road - Shoulders	158,850.00
00003495 - Hobby Road - Resheet	95,400.00
00003496 - Holt Road - Resheet	72,000.00
00003497 - Karl Berg road - Resheet	87,500.00
00003498 - Keenan Road - Resheet	183,000.00
00003499 - Lewis Street - Construct	40,000.00
00003500 - Merivale Road - Fence	40,000.00
00003501 - Plunkett Road - Resheet	90,000.00
00003502 - Quast Road - Resheet	69,000.00
00003503 - Richardson Street - Construct	34,500.00
00003504 - Ridley Road - Resheet	121,200.00
00003505 - Road Grids	300,000.00
00003506 - Springdale Road - Construct	100,000.00
00003507 - Truslove Road - Resheet	142,750.00
<b>01-07930-763 - Road &amp; Street - Capital : Rural Roads - Municipal Allocation Total</b>	<b>5,860,325.00</b>
<b>01-07930-766 - Road &amp; Street - Capital : Drainage</b>	
00002525 - Drainage Modelling	8,351.00
00003274 - Retention Basin Cleaning - Drainage	15,000.00
00003277 - Stormwater Pump Monitoring - Drainage	89,703.00
00003522 - Jane Street - Drainage	46,000.00
00003523 - Black Street - Drainage	30,000.00
00003524 - Simpson Street Retention Basin - Drainage	128,000.00
00003525 - Heenan Street ROW - Drainage	39,000.00
00003526 - Camelia Crescent - Drainage	62,000.00
00003531 - Phyllis Street - Outfall Extension	17,500.00
00003532 - Chaplin Street - Outfall Extension	8,000.00
00003533 - Irvine Street - Outfall Extension	19,000.00
<b>01-07930-766 - Road &amp; Street - Capital : Drainage Total</b>	<b>462,554.00</b>
<b>01-07930-767 - Road &amp; Street - Capital : Car Park</b>	
00003124 - Twilight Beach - Car Park 2	23,464.00
00003282 - Esperance Care Services - Carpark	10,000.00
00003283 - Chapman Point - Carpark	16,118.00
00003527 - Civic Centre Carpark - Reseal	85,821.00
00003528 - Senior Citizens Carpark - Reseal	23,143.00
00003529 - Twilight Beach Carpark - Construct	53,500.00
00003530 - Esplanade - Boat Ramp Carpark - Reseal	79,071.00
<b>01-07930-767 - Road &amp; Street - Capital : Car Park Total</b>	<b>291,117.00</b>
<b>01-07930-769 - Road &amp; Street - Capital : Footpaths</b>	
00002513 - Pink Lake Road - Footpaths	58,000.00

<b>Account # / Work Order #</b>	<b>Amount</b>
00003268 - Adventure Land Park - Footpath	40,000.00
00003269 - Foreshore DUP - Footpath	18,918.00
00003271 - Sims Street / Harbour Road - Footpath	204,255.00
00003514 - Sheldon Road - Footpath	131,675.00
00003516 - Harbour Road - Footpath	130,000.00
00003517 - Freeman Street - Footpath	31,000.00
00003518 - Bandy Creek Weir Crossing - Footpath	140,000.00
00003519 - Trail Master Plan - Footpath	30,000.00
00003520 - Pink Lake Road Design - Footpath	40,000.00
00003521 - Heritage Interp Trail - Footpath	10,000.00
<b>01-07930-769 - Road &amp; Street - Capital : Footpaths Total</b>	<b>833,848.00</b>
<b>01-08040-710 - Ranger Services - Capital : Building Project</b>	
00003476 - New Dog Pound	250,000.00
<b>01-08040-710 - Ranger Services - Capital : Building Project Total</b>	<b>250,000.00</b>
<b>01-08100-710 - Fire Prevention - DFES - Capital : Building Project</b>	
00003207 - ICV Shed - Quarry Road Fire Brigade	552,221.00
00003208 - Coomalbidgup Fire Brigade Shed	285,315.00
00003400 - Mt Howick Fire Brigade Shed	156,769.00
<b>01-08100-710 - Fire Prevention - DFES - Capital : Building Project Total</b>	<b>994,305.00</b>
<b>01-08180-715 - Flinders Development - Capital : Infrastructure Project</b>	
00002463 - Flinders Subdivision - Stage 4	860,000.00
<b>01-08180-715 - Flinders Development - Capital : Infrastructure Project Total</b>	<b>860,000.00</b>
<b>Total</b>	<b>35,888,693.00</b>

# Schedule of Fees & Charges



2019 - 2020

## Pricing Principles

The following pricing principles have been used by Council as a guide in setting charges.

### Pricing Principles and Bases Used by Council

Pricing Principles	Pricing Basis
1. Public Benefit – service provides a broad community benefit and therefore full cost recovery should not apply. Partial cost recovery could apply in some circumstances.	Zero to partial cost recovery
2. Private Benefit – service benefits particular users making a contribution to their individual income, welfare or profits generally without any broader benefits to the community.	Full Cost Recovery
3. Shared Benefit – service provides both community benefits and a private benefit.	Partial cost recovery
4. Regulatory – fee or charge fixed by legislation	Regulatory

### Application of Pricing Principles to Good and Services

Service	Principle	Basis of Cost
Rates Enquiries	Private Benefit	100%
Photocopying	Private Benefit	100%
Sale of List of Owner/Occupiers and Council Minutes	Private Benefit	100%
Senior Citizens Christmas Dinner	Shared Benefit	Partial
Dog Pound	Shared Benefit	Partial
Dog Registration	Regulatory	Regulatory
Impoundage Fees	Private Benefit	100%
Gate Permits	Private Benefit	100%
Inspection Fees	Private Benefit	100%
Registration, License and Permit Fees	Regulatory	Regulatory
Caravan Parks & Camping Grounds License	Regulatory	Regulatory

Service	Principle	Basis of Cost
Contract Work	Private Benefit	100%
Senior Citizens Centre	Shared Benefit	Partial cost except in cases with full private benefit where 100% applies
Home & Community Care	Shared Benefit	Partial
Rubbish Charges	Shared Benefit	Partial
Development Applications	Regulatory	Regulatory
Subdivision Applications	Regulatory	Regulatory
Cemetery Fees	Shared Benefit	Partial
Civic Centre	Shared Benefit	Zero to full cost recovery depending on usage
Wildflower Picking Rights	Private Benefit	100%
Trading in Thoroughfares and Public Places	Private Benefit	100%
Sport Association Ground Hire	Shared Benefit	Partial
Casual Gound Hire	Shared Benefit	Partial
Water Charges	Shared Benefit	Partial
Bay of Isles Leisure Centre	Shared Benefit	Partial
Library	Shared Benefit	Partial
Lake Monjingup	Shared Benefit	Partial
Museum	Shared Benefit	Partial
Aerodrome	Private Benefit	100% (Except RFDS)
Hire of Signs	Shared Benefit	Partial
Sale of Gravel	Private Benefit	100%
Internal Plant Hire Charges	Private Benefit	100%
Visitor Centre	Shared Benefit	Partial
Building Control	Regulatory	Regulatory

Service	Principle	Basis of Cost
Bonds	Private Benefit	100%
Sale of Books	Private Benefit	100%
Camping Fees	Regulatory	Regulatory

### GST Disclaimer

A goods and services tax (GST) applies to a number of goods and/or services supplied by the Shire. Those goods and/or services that are subject to GST have been identified in the attached Schedule of Fees and Charges as GST applying. In accordance with the new tax legislation the prices shown for those goods and/or services are the GST inclusive price.

Some goods and/or services supplied by the Shire have been declared "GST free" or excluded under Division 81 of the legislation. Those goods and /or services which are "GST free" or excluded from GST are indicated in the Schedule of Fees and Charges as GST not applying.

The attached Schedule of Fees and Charges has been prepared using the best available information in relation to the GST impact on the fees and charges at the time of publication.

Accordingly if a fee that is shown as being subject to GST is subsequently proven not to be subject to GST, then that fee will be amended by reducing the GST to nil. Conversely if the Shire is advised that a fee which is shown as being not subjected to GST becomes subject to GST then the fee will be increased but only to the extent of the GST.

**Shire of Esperance**  
**Schedule of Fees & Charges 2019/2020**

**INDEX**

	<b><u>Page</u></b>
General Purpose Funding	1
Rates Enquiry	1
Governance & Administration	1
Law, Order & Public Safety	2
Animal Registration & Control	2
Health	3
Education & Welfare	6
Home & Community Care	6
Community Amenities	7
Refuse Shire Fees	7
Wylie Bay Waste Facility	8
Truck Wash Bay	9
Town Planning	9
Esperance Cemetery	16
Recreation & Culture	17
Civic Centre	17
Sporting Association Ground Fees	18
Bay of Isles Leisure Centre	20
Library	23
Esperance Municipal Museum	24
Transport	24
Aerodrome	24
Economic Services	25
Esperance Visitor Centre	25
Building Control	25
Camping Fees	27
Caravan Park Fees	28
Local Laws	29



# Shire of Esperance

## Schedule of Fees and Charges 2019/2020

	Statutory Fee Indicator	GST	2016/17	2017/18	2018/19	2019/20	Variation
<b>General Purpose Funding</b>							
<b>Rates Enquiry</b>							
Ownership Enquiry Fee	No	No	\$10.50	\$11.00	\$11.00	\$12.00	◆
Rate Enquiry Fee	No	No	\$26.00	\$27.00	\$27.00	\$29.00	◆
Rates, Order & Requisition Fee	No	No	\$160.00	\$170.00	\$175.00	\$175.00	
Pre-Sale Compliance Report	No	No	\$160.00	\$165.00	\$170.00	\$175.00	◆
Priority Pre-Sale Compliance Report (48 hour turn around)	No	No	\$240.00	\$245.00	\$250.00	\$262.00	◆
Pre-Sale Compliance Report (Seniors reduced rate)	No	No	\$80.00	\$80.00	\$80.00	\$82.50	◆
Freedom of Information Application	Yes	No				\$30.00	◆
<b>Governance &amp; Administration</b>							
<b>Fee for use of Council Photocopiers, Printers, Scanners and Faxes -</b>							
A4 single side B&W	No	Yes	\$0.60	\$0.70	\$0.70	\$0.70	
A4 double side B&W	No	Yes	\$0.80	\$0.90	\$0.90	\$0.90	
A3 single side B&W	No	Yes	\$0.80	\$0.90	\$0.90	\$0.90	
A3 double side B&W	No	Yes	\$1.10	\$1.20	\$1.20	\$1.20	
A2 Plan Printer	No	Yes	\$5.00	\$5.00	\$5.00	\$5.00	
A1 Plan Printer	No	Yes	\$8.50	\$8.50	\$9.00	\$9.00	
A0 Plan Printer	No	Yes	\$16.00	\$16.00	\$16.00	\$16.00	
A4 single Part Colour	No	Yes	\$1.10	\$1.20	\$1.20	\$1.20	
A4 double Part Colour	No	Yes	\$2.10	\$2.20	\$2.20	\$2.20	
A4 single side Colour	No	Yes	\$2.10	\$2.20	\$2.20	\$2.20	
A4 double side Colour	No	Yes	\$4.20	\$4.40	\$4.40	\$4.40	
A3 single Part Colour	No	Yes	\$2.10	\$2.10	\$2.10	\$2.10	
A3 single side Colour	No	Yes	\$4.20	\$4.40	\$4.40	\$4.40	
A3 double side Colour	No	Yes	\$8.50	\$9.00	\$9.00	\$9.00	
Scanning to USB per page	No	Yes	\$0.50	\$0.50	\$0.50	\$0.50	
Faxing per page - sending and receiving	No	Yes	\$1.00	\$1.00	\$1.00	\$1.00	
<b>Property Agreement Administration</b>							
Lease Preparation Fee - Not For Profit (Any legal fees will be charged in addition at cost)	No	Yes	\$115.00	\$120.00	\$125.00	\$130.00	◆
Lease Preparation Fee - Commercial (Any legal fees will be charged in addition at cost)	No	Yes	\$550.00	\$550.00	\$565.00	\$570.00	◆
Deed of Sub-Licence/Variation/Extension/Surrender/Assignment (Any legal fees will be charged in addition at cost)	No	Yes	\$0.00	\$200.00	\$210.00	\$215.00	◆
Advertising costs for Lease/Licenses	No	Yes	\$0.00	\$150.00	\$155.00	\$160.00	◆
<b>CONTRACT WORK (Rangers and Professional Staff)</b>							
Contract work (Non Local Government) per hour	No	Yes	\$165.00	\$170.00	\$170.00	\$175.00	◆
Contract work (Other Local Government) per hour	No	Yes	\$80.00	\$100.00	\$100.00	\$105.00	◆
Travelling expenses additional	No	Yes	1.08/km	\$1.11/km	\$1.11/km	\$1.11/km	

# Shire of Esperance

## Schedule of Fees and Charges 2019/2020

	Statutory Fee Indicator	GST	2016/17	2017/18	2018/19	2019/20	Variation
<b>Law, Order &amp; Public Safety</b>							
<b><u>ANIMAL REGISTRATION &amp; CONTROL</u></b>							
<b>Dog Impounding Charges</b>							
Dog Poundage Fee each	No	No	\$120.00	\$120.00	\$125.00	\$128.00	◆
Dog Poundage Fee (Registered & Microchipped) each	No	No	\$60.00	\$60.00	\$60.00	\$64.00	◆
Cost of sustenance additional /day	No	No	\$5.00	\$5.00	\$5.00	\$5.00	
Storm Dog Poundage Fee (Return of fully compliant dog to owner after storm or fireworks)	No	No		\$0.00	\$0.00	\$0.00	
Final Demand Letter	Yes	No	Fees set by Fines, Penalties and Infringement Notices Enforcement Regulations 1994	Fees set by Fines, Penalties and Infringement Notices Enforcement Regulations 1994	Fees set by Fines, Penalties and Infringement Notices Enforcement Regulations 1994	Fees set by Fines, Penalties and Infringement Notices Enforcement Regulations 1994	
Enforcement Certification	Yes	No					
Fines Enforcement Registry Lodgement Fee	Yes	No					
Fees are set under Dog Act (1976) Regulations.							
<b>Dog Registration Fees</b>							
1 year period:							
Pet - dog or bitch - each							
Sterilised (Pensioners half price)	Yes	No	\$20.00	\$20.00	\$20.00	\$20.00	
Unsterilised (Pensioners half price)	Yes	No	\$50.00	\$50.00	\$50.00	\$50.00	
Dangerous - dog or bitch - each							
Work dog - dog or bitch (25% of set fee)							
Sterilised	Yes	No	\$5.00	\$5.00	\$5.00	\$5.00	
Unsterilised	Yes	No	\$12.50	\$12.50	\$12.50	\$12.50	
3 year period:							
Pet - dog or bitch							
Sterilised (Pensioners half price)	Yes	No	\$42.50	\$42.50	\$42.50	\$42.50	
Unsterilised (Pensioners half price)	Yes	No	\$120.00	\$120.00	\$120.00	\$120.00	
Work dog - dog or bitch							
Sterilised	Yes	No	\$10.60	\$10.60	\$10.60	\$10.60	
Unsterilised	Yes	No	\$30.00	\$30.00	\$30.00	\$30.00	
Life:							
Pet - dog or bitch							
Sterilised (Pensioners half price)	Yes	No	\$100.00	\$100.00	\$100.00	\$100.00	
Unsterilised (Pensioners half price)	Yes	No	\$250.00	\$250.00	\$250.00	\$250.00	
Work dog - dog or bitch							
Sterilised	Yes	No	\$25.00	\$25.00	\$25.00	\$25.00	
Unsterilised	Yes	No	\$62.50	\$62.50	\$62.50	\$62.50	
Dog Surrender Fee	No	Yes	\$70.00	\$70.00	\$70.00	\$72.00	◆
Registration of a dog kept in an approved kennel establishment (per establishment)	Yes	No	\$200.00	\$200.00	\$200.00	\$200.00	
Exemption for more than Two Animals (Dog or Cat) per townsite premises							
Application Fee	No	No		\$50.00	\$50.00	\$50.00	
Annual Fee	No	No		\$25.00	\$25.00	\$25.00	
<b>Cat Impounding Charges</b>							
Cat Poundage fee each	No	No	\$120.00	\$120.00	\$125.00	\$128.00	◆
Cat Poundage Fee (Registered & Microchipped) each	No	No	\$60.00	\$60.00	\$60.00	\$64.00	◆
Cost of sustenance additional day	No	No	\$5.00	\$5.00	\$5.00	\$5.00	
Cat Surrender Fee	No	Yes	\$70.00	\$70.00	\$70.00	\$72.00	◆
Bond for hire of cat trap (refundable)	No	No	\$50.00	\$50.00	\$50.00	\$50.00	

# Shire of Esperance

## Schedule of Fees and Charges 2019/2020

	Statutory Fee Indicator	GST	2016/17	2017/18	2018/19	2019/20	Variation
<b>Law, Order &amp; Public Safety....continued</b>							
<b>Cat Registration Fees</b>							
Pet - cat fees - each							
1 year period - sterilised (Pensioners half price)	Yes	No	\$20.00	\$20.00	\$20.00	\$20.00	
3 year period - sterilised (Pensioners half price)	Yes	No	\$42.50	\$42.50	\$42.50	\$42.50	
Lifetime registration period - sterilised (Pensioners half price)	Yes	No	\$100.00	\$100.00	\$100.00	\$100.00	
Application for grant or renewal of approval to breed cats (male or female per cat)	Yes	No	\$100.00	\$100.00	\$100.00	\$100.00	
Please note half price concession applies when the animal is registered within 6 months of the animal registration date (31 October each year)							
<b>GATE PERMIT FEES</b>							
Gate Permit Fees	No	No	\$100.00	\$100.00	\$100.00	\$100.00	
<b>IMPOUNDAGE FEES</b>							
Vehicle Impounding Fees -							
Charges based on cost recovery basis	No	No	\$100 + Cost Recovery	\$100 + Cost Recovery	\$100 + Cost Recovery	\$103 + Cost Recovery	◆
<b>Sign Impounding Fees</b>							
Charge for return of signs	No	No	\$100.00	\$100.00	\$100.00	\$103.00	◆
<b>Shopping Trolley Impounding Fees</b>							
Charged for return of trolleys (per trolley)	No	No	\$100.00	\$100.00	\$100.00	\$103.00	◆
<b>Health</b>							
<b>HEALTH CHARGES</b>							
<b>Lodging Houses</b>							
Application Fee	No	No	\$258.00	\$265.00	\$275.00	\$283.00	◆
Registration Fee (Annual)	No	No	\$232.00	\$240.00	\$245.00	\$252.50	◆
Transfer of Lodging House Licence	No	No	\$52.00	\$55.00	\$55.00	\$57.00	◆
<b>Food Premises</b>							
Fees set by Council based on <i>Food Act 2008 maximum fees</i>							
Notification Fee	Yes	No	\$60.00	\$60.00	\$60.00	\$60.00	
Registration Fee	Yes	No	\$165.00	\$165.00	\$165.00	\$165.00	
Food Business Surveillance Category (including pet and animal food) - calculated on a monthly basis, or part thereof, for any period prior to December 31st of each year							
1 - Exempt	No	No	Nil	Nil	Nil	Nil	
2 - Low	No	No	\$87.00	\$90.00	\$95.00	\$98.00	◆
3 - Medium	No	No	\$211.00	\$215.00	\$220.00	\$228.00	◆
4 - High	No	No	\$336.00	\$345.00	\$355.00	\$365.00	◆
5 - Recurrent	No	No	\$476.00	\$490.00	\$505.00	\$520.00	◆
Temporary Food Permit - Commercial	Yes	No	\$90.00	\$60.00	\$60.00	\$60.00	
<b>Animal Food Processing Premises and Retail Pet Meat Shops</b>							
Registration of a processing establishment	Yes	No	\$60.00	\$60.00	\$165.00	\$165.00	

# Shire of Esperance

## Schedule of Fees and Charges 2019/2020

	Statutory Fee Indicator	GST	2016/17	2017/18	2018/19	2019/20	Variation
<b>Health....continued</b>							
<b>Caravan Parks and Camping Grounds Licence Fees</b>							
Fees set under <i>Caravan Park and Camping Grounds Regulations 1997</i> as amended							
Minimum Fee ( Application for grant or renewal licence fee only charged if greater than the final total of site type charges, listed below)	Yes	No	Maximum fee as stipulated in the Caravan Parks and Camping Grounds Regulations 1997 (as amended)	\$200.00	\$200.00	\$200.00	
Annual licence fee calculated by the number of:							
Long Stay Sites - per site	Yes	No		\$6.00	\$6.00	\$6.00	
Short stay and sites in transit	Yes	No		\$6.00	\$6.00	\$6.00	
Camp Site	Yes	No		\$3.00	\$3.00	\$3.00	
Overflow site	Yes	No		\$1.50	\$1.50	\$1.50	
<b>Other Fees</b>							
Penalty for renewal after expiry	Yes	No	\$20.00	\$20.00	\$20.00		
Transfer of Licence	Yes	No	\$100.00	\$100.00	\$100.00		
Temporary Licence Fee - pro rata as per licence fees above. Minimum Temporary Fee	Yes	No	\$100.00	\$100.00	\$100.00		
Application construct park homes, annexe or other buildings	No	No	\$108.00	\$111.00	\$115.00	\$118.50	◆
Application to camp in area other than caravan park or camping ground	No	No	\$100.00	\$103.00	\$105.00	\$118.50	◆
<b>Offensive Trade Fees</b>							
Registration and renewal fees set under <i>Health (Offensive Trade Fees) Regulations 1976</i> as amended							
Slaughter houses	Yes	No	Maximum fee as stipulated under the Health (Offensive Trade Fees) Regulations 1976 (as amended)	\$298.00	\$298.00	\$298.00	
Piggeries	Yes	No		\$298.00	\$298.00	\$298.00	
Laundries	Yes	No		\$147.00	\$147.00	\$147.00	
Poultry processing	Yes	No		\$298.00	\$298.00	\$298.00	
Poultry farming	Yes	No		\$298.00	\$298.00	\$298.00	
Shellfish & crustacean processing	Yes	No		\$298.00	\$298.00	\$298.00	
Rabbit farming	Yes	No		\$298.00	\$298.00	\$298.00	
Manure works	Yes	No		\$211.00	\$211.00	\$211.00	
Skin drying shed	Yes	No		\$298.00	\$298.00	\$298.00	
Artificial manure depot	Yes	No		\$211.00	\$211.00	\$211.00	
Bone mills	Yes	No		\$171.00	\$171.00	\$171.00	
Places for storing, drying or preserving bones	Yes	No		\$171.00	\$171.00	\$171.00	
Fat melting, fat extracting or tallow melting establishment	Yes	No		\$171.00	\$171.00	\$171.00	
Butcher shops and similar	Yes	No		\$171.00	\$171.00	\$171.00	
Blood drying	Yes	No		\$171.00	\$171.00	\$171.00	
Gut scraping, preparation of sausage skins	Yes	No		\$171.00	\$171.00	\$171.00	
Fellmongeries	Yes	No		\$171.00	\$171.00	\$171.00	
Fishing curing establishment	Yes	No		\$211.00	\$211.00	\$211.00	
Bone merchant premises	Yes	No		\$171.00	\$171.00	\$171.00	
Flock factories	Yes	No		\$171.00	\$171.00	\$171.00	
Knackeries	Yes	No	\$298.00	\$298.00	\$298.00		
Fish processing establishments in which whole fish is cleaned and prepared	Yes	No	\$298.00	\$298.00	\$298.00		
Any other offensive trade not listed	Yes	No	\$298.00	\$298.00	\$298.00		
<b>Application for Approval to Construct or Establish Premises (includes assessment and administration fee)</b>							
Hotels/Motels	No	No	\$161.00	\$166.00	\$166.00	\$171.00	◆
Hairdressing establishments	No	No	\$81.00	\$83.00	\$83.00	\$85.50	◆
Mobile hairdressers	No	No	\$81.00	\$83.00	\$83.00	\$85.50	◆
Beauty therapy	No	No	\$81.00	\$83.00	\$83.00	\$85.50	◆
Skin piercing establishments	No	No	\$81.00	\$83.00	\$83.00	\$85.50	◆

# Shire of Esperance

## Schedule of Fees and Charges 2019/2020

	Statutory Fee Indicator	GST	2016/17	2017/18	2018/19	2019/20	Variation
<b>Health....continued</b>							
<b>Application for other services</b>							
Liquor Licensing (Sec 39 Inspection Certificate)	No	No	\$133.00	\$137.00	\$140.00	\$144.00	◆
Gaming Act S58(1) Certification (1 year or one off event)	Yes	No	\$25.00	\$25.00	\$25.00	\$25.00	
Gaming Act S58(1) Certification (5 year)	Yes	No	\$105.00	\$105.00	\$105.00	\$105.00	
<b>Onsite Effluent Disposal</b>							
<b>Fees are prescribed by the Health (Treatment and Sewage and Disposal of Liquid Waste) Regulation 1974 (as amended)</b>							
Local Government Application Fee	Yes	No	\$118.00	\$118.00	\$118.00	\$118.00	
Insurance of "Permit to Use an Apparatus"	Yes	No	\$118.00	\$118.00	\$118.00	\$118.00	
<b>Public Health Department under r4A</b>							
With Local Government report	Yes	No	\$42.35	\$42.35	\$42.35	\$42.35	
Without Local Government report fee under r4A (4)	Yes	No	\$110.00	\$110.00	\$110.00	\$110.00	
Local Government Report fee	Yes	No	\$118.00	\$118.00	\$125.00	\$125.00	
<b>Noise</b>							
Noise Management Plan application for approval	No	No	\$108.00	\$111.00	\$115.00	\$118.50	◆
Regulation 18 non-complying event noise exemption	Yes	No	\$600.00	\$600.00	\$600.00	\$600.00	
Noise Monitoring - sound level meter - (per day)	No	Yes	\$324.00	\$335.00	\$345.00	\$355.50	◆
<b>Microbiological Potable testing (private)</b>							
One fixture only	No	Yes	\$87.00	\$90.00	\$95.00	\$98.00	◆
Each fixture after	No	Yes	\$43.00	\$45.00	\$45.00	\$46.50	◆
<b>Swimming Pool testing (private)</b>							
One fixture only	No	Yes	\$87.00	\$90.00	\$95.00	\$98.00	◆
Each fixture after	No	Yes	\$43.00	\$45.00	\$45.00	\$46.50	◆
Appeal to the Minister on Applicant Behalf (Sec 27)	Yes	No	\$105.00	\$105.00	\$105.00	\$105.00	
Public Building Application Fee - Fee not to exceed \$871 as per Schedule 1, Health (Public Buildings) Regulations 1992	Yes*	No	\$110.00	\$110.00	\$110.00	\$110.00	
Temporary Public Building not for profit	Yes	No	Nil	Nil	Nil	Nil	
<b>Administration Fees</b>							
Copy of approval certificates per 30 minutes (minimum charge \$72)	No	No	\$65.00	\$65.00	\$70.00	\$72.00	◆
Building/Planning/Health Records - Copies of Building Permits/Approvals, Planning Approvals, Effluent Disposal System Approvals	No	No	\$65.00	\$65.00	\$60.00	\$62.00	◆
Change of ownership of Health approval	No	No	\$60.00	\$60.00	\$65.00	\$62.00	◆
<b>Inspection Fees</b>							
Re-inspection due to incomplete or unsatisfactory work	No	No	\$77.00	\$80.00	\$85.00	\$87.50	◆
Property inspection on request	No	No	\$77.00	\$80.00	\$85.00	\$87.50	◆
Other - Pet shops, workshops, liquid waste industry, light ventilation or bore hole fee or suitability for animal drinking water supply inspections, settlement agents, inspection of pest control operators	No	No	\$77.00	\$80.00	\$85.00	\$87.50	◆

# Shire of Esperance

## Schedule of Fees and Charges 2019/2020

	Statutory Fee Indicator	GST	2016/17	2017/18	2018/19	2019/20	Variation
<b>Education &amp; Welfare</b>							
<b><u>COMMONWEALTH HOME SUPPORT PROGRAM / HOME &amp; COMMUNITY CARE</u></b>							
Home Help Services - per hour	No	No	\$10.00	\$10.00	\$10.00	\$10.00	
Respite Care Services - per hour	No	No	\$6.00	\$6.00	\$6.00	\$6.00	
Personal Care - per hour	No	No	\$10.00	\$10.00	\$10.00	\$10.00	
Gardening Service - per hour	No	No	\$14.00	\$14.00	\$14.00	\$14.00	
Social Support - per hour	No	No	\$5.00	\$5.00	\$5.00	\$5.00	
Handyman Services - per hour	No	No	\$14.00	\$14.00	\$14.00	\$14.00	
Taking Loads to Tip - per load	No	No	\$15.00	\$15.00	\$15.00	\$15.00	
Day Centre Activities - 1/2 day	No	No	\$8.00	\$8.00	\$8.00	\$12.00	◆
- full day	No	No	\$12.00	\$12.00	\$12.00	\$16.00	◆
Transport Community one way	No	No	\$3.50	\$3.50	\$3.50	\$3.50	
- Non Cancellation Fee	No	No	\$8.00	\$8.00	\$8.00	\$8.00	
Nursing Services - per hour	No	No	\$8.00	\$8.00	\$8.00	\$8.00	
Podiatry	No	No	\$30.00	\$30.00	\$30.00	\$30.00	
Laundry - per load	No	No	\$10.00	\$10.00	\$10.00	\$10.00	
- ironing	No	No	\$10.00	\$10.00	\$10.00	\$10.00	
Meals on Wheels - per meal	No	No	\$12.00	\$12.00	\$12.00	\$12.00	
Maximum weekly cost for any number of services (excluding meals, podiatry, social activities and transport) - CHSP/HACC	No	No	\$70.00	\$70.00	\$70.00	\$70.00	
Self - Funded retirees fees (DA, personal care, gardening) per hour	No	No				\$20.00	◆
<b>Home Care Package Fees (Level 1-4)</b>							
Full Package per day (depending on number of services)	No	No		\$3.95 to \$10	\$3.95 to \$10	\$4 to \$10	◆
Meals on Wheels (food only)	No	No		\$6.00	\$6.00	\$6.00	
Centre Meals	No	No		\$5.00	\$5.00	\$5.00	
Homecare Package Exit Amount	No	No	\$400 or the balance of the client's account whichever is the lesser amount	\$400 or the balance of the client's account whichever is the lesser amount	\$400 or the balance of the client's account whichever is the lesser amount	\$400 or the balance of the client's account whichever is the lesser amount	
<b>Bus Charter</b>							
Community Bus (Full day)	No	Yes	\$165.00 (plus \$1/km)	\$165.00 (plus \$1/km)	\$175.00 (plus \$1/km)	\$180.00 (plus \$1/km)	◆
Community Bus (Half Day- 4 hours)	No	Yes	\$85.00 (plus \$1/km)	\$85.00 (plus \$1/km)	\$90.00 (plus \$1/km)	\$95.00 (plus \$1/km)	◆

# Shire of Esperance

## Schedule of Fees and Charges 2019/2020

	Statutory Fee Indicator	GST	2016/17	2017/18	2018/19	2019/20	Variation
<b>Community Amenities</b>							
<b><u>REFUSE SHIRE FEES - per annum</u></b>							
<b>Waste Collection - Domestic</b>							
Domestic Waste Collection Service Charge - per service (140 Litre bin) - Limit of 1	No	No	\$170.00	\$175.00	\$180.00	\$170.00	◆
Domestic Waste Collection Service Charge - per service (140 litre bin) - For the second and subsequent bins	No	No	\$340.00	\$350.00	\$360.00	\$350.00	◆
Domestic Waste Collection Service Charge - per service (240 litre bin) - Limit of 1	No	No	\$245.00	\$255.00	\$260.00	\$250.00	◆
Domestic Waste Collection Service Charge - per service (240 litre bin) - For the second and subsequent bins	No	No	\$525.00	\$540.00	\$555.00	\$545.00	◆
Waste Collection Service Charge - per service (360 Litre bin) (Only where Recycling not available)	No	No	\$340.00	\$350.00	\$360.00	\$350.00	◆
Additional Waste Bin Collection - 140 Litre bin	No	No	\$25.00	\$30.00	\$30.00	\$30.00	
Additional Waste Bin Collection - 240 Litre bin							
Additional Waste Bin Collection - 360 Litre bin							
Strata Units or Aged Accom sharing a bulk bin (min 15) - Waste	No	No	\$0.00	\$150.00	\$155.00	\$145.00	◆
Strata Units or Aged Accom sharing a bulk bin (min 15) - Recycle	No	No	\$0.00	\$100.00	\$105.00	\$100.00	◆
0-1 m <sup>3</sup> household rubbish for pass holders (Town & Country)	No	No	3 free passes	4 free passes	4 free passes	4 free passes	
Pensioner discount 25% on all Domestic Waste Services							
<b>Waste collection - Commercial</b>							
Commercial Waste Collection Service Charge - per service (140 Litre bin) - Limit of 2	No	No	\$170.00	\$175.00	\$180.00	\$170.00	◆
Commercial Waste Collection Service Charge - per service (140 litre bin) - For the third and subsequent bins	No	No	\$340.00	\$350.00	\$360.00	\$350.00	◆
Commercial Waste Collection Service Charge - per service (240 litre bin) - Limit of 2	No	No	\$245.00	\$255.00	\$260.00	\$250.00	◆
Commercial Waste Collection Service Charge - per service (240 litre bin) - For the third and subsequent bins	No	No	\$525.00	\$540.00	\$555.00	\$545.00	◆
Additional Waste Bin Collection - 140 Litre bin	No	No	\$25.00	\$30.00	\$30.00	\$30.00	
Additional Waste Bin Collection - 240 Litre bin							
Additional Waste Bin Collection - 360 Litre bin							
<b>Recycling Collection - Domestic</b>							
Domestic Recycling Collection Service Charge - per service (140 Litre bin)	No	No	\$125.00	\$130.00	\$135.00	\$130.00	◆
Domestic Recycling Collection Service Charge - per service (240 litre bin)	No	No	\$160.00	\$165.00	\$170.00	\$165.00	◆
Recycling Collection Service Charge - per service (360 Litre bin)	No	No	\$165.00	\$170.00	\$175.00	\$170.00	◆
Additional Recycling Bin Collection - 140 Litre bin	No	No	\$25.00	\$30.00	\$30.00	\$30.00	
Additional Recycling Bin Collection - 240 Litre bin							
Additional Recycling Bin Collection - 360 Litre bin							
Pensioner discount 25% on all Domestic Recycling Services							



# Shire of Esperance

## Schedule of Fees and Charges 2019/2020

	Statutory Fee Indicator	GST	2016/17	2017/18	2018/19	2019/20	Variation
<b>Community Amenities....continued</b>							
<b>Recycling Collection - Commercial</b>							
Commercial Recycling Collection Service Charge - per fortnightly service (240 litre bin)	No	No	\$160.00	\$165.00	\$170.00	\$165.00	◆
Commercial Recycling Collection Service Charge - per weekly service (240 litre bin)	No	No	\$295.00	\$305.00	\$315.00	\$310.00	◆
Commercial Recycling Collection Service Charge - per fortnightly service (360 litre bin)	No	No	\$215.00	\$220.00	\$225.00	\$220.00	◆
Commercial Recycling Collection Service Charge - per weekly service (360 litre bin)	No	No	\$405.00	\$415.00	\$425.00	\$420.00	◆
Commercial Recycling Collection Service Charge - per weekly service (1100 litre bin)	No	No	\$1,300.00	\$1,340.00	\$1,340.00	\$1,380.00	◆
Commercial Recycling Collection Service Charge - per weekly service (1.5m3 bin)	No	No	\$1,595.00	\$1,640.00	\$1,640.00	\$1,670.00	◆
Commercial Recycling Collection Service Charge - per fortnightly service (1.5m3 bin)	No	No	\$1,050.00	\$1,080.00	\$1,080.00	\$1,115.00	◆
Commercial Recycling Collection Service Charge - per weekly service (3m3 bin)	No	No	\$2,700.00	\$2,780.00	\$2,780.00	\$2,860.00	◆
Commercial Recycling Collection Service Charge - fortnightly service (3m3 bin)	No	No	\$1,600.00	\$1,650.00	\$1,650.00	\$1,700.00	◆
Commercial Recycling Collection Service Charge - per weekly service (4.5m3 bin)	No	No	\$3,785.00	\$3,900.00	\$3,900.00	\$4,000.00	◆
Commercial Recycling Collection Service Charge - fortnightly service (4.5m3 bin)	No	No	\$2,135.00	\$2,200.00	\$2,200.00	\$2,260.00	◆
Additional Recycling Bin Collection - 140 Litre bin	No	No	\$25.00	\$30.00	\$30.00	\$30.00	
Additional Recycling Bin Collection - 240 Litre bin							
Additional Recycling Bin Collection - 360 Litre bin							
Additional Recycling Bin Collection - 1100 Litre bin	No	No	\$45.00	\$50.00	\$50.00	\$50.00	
Additional Recycling Bin Collection - 1.5 - 4.5m3 bin	No	No	\$65.00	\$70.00	\$70.00	\$70.00	
<b>WYLIE BAY WASTE FACILITY</b>							
Household refuse for non-pass holders per m <sup>3</sup>	No	Yes	\$43.00 m3	\$45.00 m3	\$46.00 m3	\$47.00 m3	◆
Bulk Commercial Waste Disposal per m <sup>3</sup>							
Industrial/Commercial Waste per m <sup>3</sup> (Please note separated waste free of charge)							
Per car body	No	Yes	Nil	Nil	Nil	Nil	
Asbestos Disposal per m <sup>3</sup>	No	Yes	\$90.00	\$95.00	\$98.00	\$100.00	◆
Asbestos Disposal domestic per sheet by arrangement	No	Yes	\$26.50	\$27.50	\$28.00	\$30.00	◆
Clinical Waste (per m3)	No	Yes	\$195.00	\$200.00	\$205.00	\$210.00	◆
<b>Tyre Disposal</b>							
Car/Motorbike	No	Yes	\$8.00	\$8.50	\$8.50	\$9.00	◆
Light Truck & 4WD	No	Yes	\$10.00	\$10.50	\$10.50	\$11.00	◆
Heavy Truck & Trailer	No	Yes	\$26.50	\$27.00	\$27.00	\$30.00	◆
Rims Extra	No	Yes	\$5.50	\$6.00	\$6.00	\$7.00	◆
Waste Oil (per litre)	No	Yes	\$0.40	\$0.40	\$0.40	Nil	◆
Oil Filters (each)	No	Yes				\$10.00	◆
Gas Bottles (per bottle)	No	Yes	\$11.00	\$11.50	\$11.50	\$12.00	◆
Degassing fee	No	Yes	\$16.00	\$16.50	\$17.00	\$17.50	◆
Quarantine Waste from Esperance Port Authority - per m3 or part thereof	No	Yes	\$340.00	\$350.00	\$360.00	\$360.00	
Quarantine Waste from Esperance Port Authority - per m3 weekend	No	Yes	\$425.00	\$440.00	\$450.00	\$450.00	
<b>Animal Disposal Site Fees -</b>							
Veterinary businesses permit to dispose of dead animals - Annual	No	Yes	\$515.00	\$530.00	\$545.00	\$560.00	◆
Animal Autopsy	No	Yes	\$245.00	\$250.00	\$255.00	\$260.00	◆
Sale of various bulk recycled materials	No	Yes	market value	market value	market value	market value	
E-Waste - per Kg	No	Yes	Nil	Nil	Nil	Nil	
Computer or TV Screen (Max charge per item)	No	Yes	Nil	Nil	Nil	Nil	



# Shire of Esperance

## Schedule of Fees and Charges 2019/2020

	Statutory Fee Indicator	GST	2016/17	2017/18	2018/19	2019/20	Variation
<b>Community Amenities....continued</b>							
Globes (Commercial Quantity = 5 tubes/5 globes), less than 5 is free	No	Yes				\$0.35	◆
Mattress for recycling	No	Yes	\$21.50	\$20.00	\$20.00	\$20.00	
Clean Green Waste (Mulchable) (per m3)	No	Yes	\$10.00	\$10.00	\$10.50	\$11.00	◆
Green Waste large stumps (per m3) larger than 500 mm x 500 mm	No	Yes	\$43.00	\$45.00	\$46.00	\$47.00	◆
Clean Fill (per m3) as per waste classification	No	Yes	Nil	Nil	Nil	Nil	
Clean Fill (more than 200 m3) (per m3)	No	Yes	\$3.00	\$3.00	\$3.00	\$3.00	
Greater than 20% recyclables to Tipping Face (per m3)	No	Yes	\$86.00	\$90.00	\$90.00	\$94.00	◆
Clean Construction & Demolition Waste	No	Yes	\$12.00	\$13.00	\$13.50	\$20.00	◆
Unsorted Recycling per m3	No	Yes	\$21.50	\$22.50	\$23.00	\$23.50	◆
Sorted Recycling per m3	No	No	Nil	Nil	Nil	Nil	
Short Term Bin Hire - per 240L or 360L bin (free for Community Events)	No	Yes	\$15.00	\$15.00	\$15.00	\$15.00	
Short Term Bin Hire - per 1.5m3 bin	No	Yes	\$50.00	\$50.00	\$50.00	\$50.00	
Short Term Bin Hire - per 3.0m3 bin	No	Yes	\$50.00	\$50.00	\$50.00	\$50.00	
Short Term Bin Hire - per 4.5m3 bin	No	Yes	\$70.00	\$70.00	\$70.00	\$70.00	
Bin Swap - more than 1 per annum	No	No	\$25.00	\$25.00	\$25.00	\$25.00	
Re-Issue Waste Voucher (Excluding ownership change)	No	Yes	\$15.00	\$15.00	\$15.00	\$20.00	◆
<b>Truck Wash Down Bay</b>							
Fee for use of truck wash down bay - per minute	No	Yes	\$1.03	\$1.06	\$1.09	\$1.12	◆
AVDATA key	No	Yes	\$45.00	\$50.00	\$50.00	\$50.00	
Truckwash Clean-up Charge	No	Yes	\$175.00	\$175.00	\$175.00	\$180.00	◆
<b>Sullage Water Disposal Fees - As per licence</b>							
Fees charged per 1000 litres	No	No	\$67.00	\$70.00	\$72.00	\$74.00	◆
<b>TOWN PLANNING</b>							
<b>Development Applications (where not specifically referenced below)</b>							
<b>Determination of application where the development has not commenced or been carried out and estimated cost of development is:</b>							
#Not more than \$50,000	Yes	No	Maximum Fee Chargeable under Schedule 2 - Planning and Development Regulations 2009	Maximum Fee Chargeable under Schedule 2 - Planning and Development Regulations 2009	Maximum Fee Chargeable under Schedule 2 - Planning and Development Regulations 2009	Maximum Fee Chargeable under Schedule 2 - Planning and Development Regulations 2009	
#More than \$50,000 but not more than \$500,000							
# More than \$500,000 but not more than \$2.5 million							
#More than 2.5 million but not more than 5 million							
# More than \$5 million but not more than \$21.5 million							
# More than \$21.5 million							
Determination of application where the development has commenced or been carried out	Yes	No	Applicable fee as if development had not commenced, plus by way of penalty, twice that fee (i.e. 3 times applicable development application fee)	Applicable fee as if development had not commenced, plus by way of penalty, twice that fee (i.e. 3 times applicable development application fee)	Applicable fee as if development had not commenced, plus by way of penalty, twice that fee (i.e. 3 times applicable development application fee)	Applicable fee as if development had not commenced, plus by way of penalty, twice that fee (i.e. 3 times applicable development application fee)	

# Shire of Esperance

## Schedule of Fees and Charges 2019/2020

	Statutory Fee Indicator	GST	2016/17	2017/18	2018/19	2019/20	Variation
<b>Community Amenities....continued</b>							
<b>TOWN PLANNING....continued</b>							
Determination of application where the development has commenced or been carried out where the non-compliance is confirmed to be undertaken by a previous owner.	Yes*	No	Application fee as if development had not commenced	Application fee as if development had not commenced	Application fee as if development had not commenced	Application fee as if development had not commenced	
<b>A Development Assessment Panel application where the estimated cost of the development is:</b>							
# Not less than \$3 million and less than \$7 million	Yes	No	Fee Stipulated in Schedule 1 - Planning and Development (Development Assessment Panels) Regulations 2011	Fee Stipulated in Schedule 1 - Planning and Development (Development Assessment Panels) Regulations 2011	Fee Stipulated in Schedule 1 - Planning and Development (Development Assessment Panels) Regulations 2011	Fee Stipulated in Schedule 1 - Planning and Development (Development Assessment Panels) Regulations 2011	
# Not less than \$7 million and less than \$10 million							
# Not less than \$10 million and less than \$12.5 million							
# Not less than \$12.5 million and less than \$15 million							
# Not less than \$15 million and less than \$17.5 million							
# Not less than \$17.5 million and less than \$20 million							
# 20 million or more							
<b>An application under r. 17</b>							
Note 1: In addition to any fees payable to the Local Government							
Note 2: Must remit fee to Department within 30 days of receipt of DAP application							
<b>Change of Use Development Applications</b>							
Determination of application where the development has not commenced or been carried out	Yes	No	Maximum Fee Chargeable under Schedule 2 - Planning and Development Regulations 2009	Maximum Fee Chargeable under Schedule 2 - Planning and Development Regulations 2009	Maximum Fee Chargeable under Schedule 2 - Planning and Development Regulations 2009	Maximum Fee Chargeable under Schedule 2 - Planning and Development Regulations 2009	
Determination of application where the development has commenced or been carried out	Yes	No	Applicable fee as if development had not commenced, plus by way of penalty, twice that fee (i.e. 3 times applicable development application fee)	Applicable fee as if development had not commenced, plus by way of penalty, twice that fee (i.e. 3 times applicable development application fee)	Applicable fee as if development had not commenced, plus by way of penalty, twice that fee (i.e. 3 times applicable development application fee)	Applicable fee as if development had not commenced, plus by way of penalty, twice that fee (i.e. 3 times applicable development application fee)	

# Shire of Esperance

## Schedule of Fees and Charges 2019/2020

	Statutory Fee Indicator	GST	2016/17	2017/18	2018/19	2019/20	Variation
<b>Community Amenities....continued</b>							
<b>TOWN PLANNING....continued</b>							
<b>Non-Conforming Use Development Applications</b>							
Determination of application where the development has not commenced or been carried out	Yes	No	Maximum Fee Chargeable under Schedule 2 - Planning and Development Regulations 2009	Maximum Fee Chargeable under Schedule 2 - Planning and Development Regulations 2009	Maximum Fee Chargeable under Schedule 2 - Planning and Development Regulations 2009	Maximum Fee Chargeable under Schedule 2 - Planning and Development Regulations 2009	
Determination of application where the development has commenced or been carried out	Yes	No	Applicable fee as if development had not commenced, plus by way of penalty, twice that fee (i.e. 3 times applicable development application fee)	Applicable fee as if development had not commenced, plus by way of penalty, twice that fee (i.e. 3 times applicable development application fee)	Applicable fee as if development had not commenced, plus by way of penalty, twice that fee (i.e. 3 times applicable development application fee)	Applicable fee as if development had not commenced, plus by way of penalty, twice that fee (i.e. 3 times applicable development application fee)	
<b>Home Based Business Development Applications</b>							
Determination of new application where has not commenced operating	Yes	No	Maximum Fee Chargeable under Schedule 2 - Planning and Development Regulations 2009	Maximum Fee Chargeable under Schedule 2 - Planning and Development Regulations 2009	Maximum Fee Chargeable under Schedule 2 - Planning and Development Regulations 2009	Maximum Fee Chargeable under Schedule 2 - Planning and Development Regulations 2009	
Determination of new application where has commenced operating	Yes	No	Applicable fee as if development had not commenced, plus by way of penalty, twice that fee (i.e. 3 times applicable development application fee)	Applicable fee as if development had not commenced, plus by way of penalty, twice that fee (i.e. 3 times applicable development application fee)	Applicable fee as if development had not commenced, plus by way of penalty, twice that fee (i.e. 3 times applicable development application fee)	Applicable fee as if development had not commenced, plus by way of penalty, twice that fee (i.e. 3 times applicable development application fee)	
Determination of renewal application where application is made before approval has expired or within one (1) month of expiry	Yes	No	Maximum Fee Chargeable under Schedule 2 - Planning and Development Regulations 2009	Maximum Fee Chargeable under Schedule 2 - Planning and Development Regulations 2009	Maximum Fee Chargeable under Schedule 2 - Planning and Development Regulations 2009	Maximum Fee Chargeable under Schedule 2 - Planning and Development Regulations 2009	

# Shire of Esperance

## Schedule of Fees and Charges 2019/2020

	Statutory Fee Indicator	GST	2016/17	2017/18	2018/19	2019/20	Variation
<b>Community Amenities....continued</b>							
<b>TOWN PLANNING....continued</b>							
Determination of renewal application where application is made one (1) month after the approval has expired	Yes	No	Applicable fee as if development had not commenced, plus by way of penalty, twice that fee (i.e. 3 times applicable development application fee)	Applicable fee as if development had not commenced, plus by way of penalty, twice that fee (i.e. 3 times applicable development application fee)	Applicable fee as if development had not commenced, plus by way of penalty, twice that fee (i.e. 3 times applicable development application fee)	Applicable fee as if development had not commenced, plus by way of penalty, twice that fee (i.e. 3 times applicable development application fee)	
<b>Extractive Industries Development Applications</b>							
Determination of application where an extractive industry has not commenced or been carried out	Yes	No	Maximum Fee Chargeable under Schedule 2 - Planning and Development Regulations 2009	Maximum Fee Chargeable under Schedule 2 - Planning and Development Regulations 2009	Maximum Fee Chargeable under Schedule 2 - Planning and Development Regulations 2009	Maximum Fee Chargeable under Schedule 2 - Planning and Development Regulations 2009	
Determination of application where an extractive industry has commenced or been carried out	Yes	No	Applicable fee as if development had not commenced, plus by way of penalty, twice that fee (i.e. 3 times applicable development application fee)	Applicable fee as if development had not commenced, plus by way of penalty, twice that fee (i.e. 3 times applicable development application fee)	Applicable fee as if development had not commenced, plus by way of penalty, twice that fee (i.e. 3 times applicable development application fee)	Applicable fee as if development had not commenced, plus by way of penalty, twice that fee (i.e. 3 times applicable development application fee)	
<b>Extractive Industries Licence (Local Laws)</b>							
Issuance of Local Law Licence	Yes	No	\$105.00	\$105.00	\$105.00	\$105.00	
<b>Extractive Industries Security Bonds</b>							
Sand, Limesand, Gravel, Gypsum	No	No	\$9,000/ha of excavation	\$10,000/ha of excavation	\$10,000/ha of excavation	\$10,000/ha of excavation	
Limestone, Hard Rock, Granite	No	No	\$15,000/ha of excavation	\$15,000/ha of excavation	\$15,000/ha of excavation	\$15,000/ha of excavation	
<b>Miscellaneous Development Applications Where Estimated Cost of Development Criteria is Not Relevant (e.g. Bed &amp; Breakfast; Cottage Industry; Family Day Care; Earthworks; Modifications to Building Envelope)</b>							
Determination of application where the development has not commenced or been carried out	Yes	No	Maximum Fee Chargeable under Schedule 2 - Planning and Development Regulations 2009	Maximum Fee Chargeable under Schedule 2 - Planning and Development Regulations 2009	Maximum Fee Chargeable under Schedule 2 - Planning and Development Regulations 2009	Maximum Fee Chargeable under Schedule 2 - Planning and Development Regulations 2009	

# Shire of Esperance

## Schedule of Fees and Charges 2019/2020

	Statutory Fee Indicator	GST	2016/17	2017/18	2018/19	2019/20	Variation
<b>Community Amenities....continued</b>							
<b>TOWN PLANNING....continued</b>							
Determination of application where the development has commenced or been carried out	Yes	No	Applicable fee as if development had not commenced, plus by way of penalty, twice that fee (i.e. 3 times applicable development application fee)	Applicable fee as if development had not commenced, plus by way of penalty, twice that fee (i.e. 3 times applicable development application fee)	Applicable fee as if development had not commenced, plus by way of penalty, twice that fee (i.e. 3 times applicable development application fee)	Applicable fee as if development had not commenced, plus by way of penalty, twice that fee (i.e. 3 times applicable development application fee)	
Determination of renewal application where application is made before approval has expired or within one (1) month of expiry	Yes	No	Maximum Fee Chargeable under Schedule 2 - Planning and Development Regulations 2009	Maximum Fee Chargeable under Schedule 2 - Planning and Development Regulations 2009	Maximum Fee Chargeable under Schedule 2 - Planning and Development Regulations 2009	Maximum Fee Chargeable under Schedule 2 - Planning and Development Regulations 2009	
Determination of renewal application where application is made one (1) month after the approval has expired	Yes	No	Applicable fee as if development had not commenced, plus by way of penalty, twice that fee (i.e. 3 times applicable development application fee)	Applicable fee as if development had not commenced, plus by way of penalty, twice that fee (i.e. 3 times applicable development application fee)	Applicable fee as if development had not commenced, plus by way of penalty, twice that fee (i.e. 3 times applicable development application fee)	Applicable fee as if development had not commenced, plus by way of penalty, twice that fee (i.e. 3 times applicable development application fee)	
<b>Advertising of Development Applications as Per Local Planning Scheme Provisions</b>	No	No	\$160.00	\$170.00	\$170.00	\$170.00	

# Shire of Esperance

## Schedule of Fees and Charges 2019/2020

	Statutory Fee Indicator	GST	2016/17	2017/18	2018/19	2019/20	Variation
<b>Community Amenities....continued</b>							
<b>TOWN PLANNING....continued</b>							
<b>Amendment to Town Planning Approval (reflects work involved)</b>							
Minor Amendment	No	No	\$100.00	\$125.00	\$125.00	\$125.00	
Major Amendment	Yes	No	Maximum Fee Chargeable under Schedule 2 - Planning and Development Regulations 2009	Maximum Fee Chargeable under Schedule 2 - Planning and Development Regulations 2009	Maximum Fee Chargeable under Schedule 2 - Planning and Development Regulations 2009	Maximum Fee Chargeable under Schedule 2 - Planning and Development Regulations 2009	
<b>Preliminary Consideration of Development Plans</b>							
Cancel development approval	No	Yes	\$500.00	\$500.00	\$500.00	\$500.00	
<b>Determining an application to amend or cancel development approval</b>							
Determining an application to amend or cancel development approval	Yes	No	Maximum Fee Chargeable under Schedule 2 - Planning and Development Regulations 2009	Maximum Fee Chargeable under Schedule 2 - Planning and Development Regulations 2009	Maximum Fee Chargeable under Schedule 2 - Planning and Development Regulations 2009	Maximum Fee Chargeable under Schedule 2 - Planning and Development Regulations 2009	
<b>Request for Extension of Time to Planning Approval</b>							
- Basic Fee for Assessment (reflects work)	No	No	50% of applicable development fee at time of lodgement of amended plans	50% of applicable development fee at time of lodgement of amended plans	\$125.00	\$125.00	
<b>Rezoning Applications</b>							
- initial (non-refundable)	No	No	\$700.00	\$750.00	\$750.00	\$750.00	
Basic Amendment (as per regulations, reflects work.) Refund unexpended fees	No	No	\$5,000.00	\$4,000.00	\$4,000.00	\$4,000.00	
Standard Amendment (as per regulations, reflects work.) Refund unexpended fees	No	No	\$7,000.00	\$7,000.00	\$7,000.00	\$7,000.00	
Complex Amendment (as per regulations, reflects work.) Refund unexpended fees	No	No	\$9,000.00	\$10,000.00	\$10,000.00	\$10,000.00	
<b>Proposed Structure Plans/Outline Development Plans &amp; Detailed Area Plans</b>							
- initial (non-refundable)	No	No	\$700.00	\$700.00	\$700.00	\$700.00	
-minor (as per regulations, reflects work.) Refund unexpended fees	No	No	\$5,000.00	\$5,000.00	\$5,000.00	\$5,000.00	
-major (as per regulations, reflects work.) Refund unexpended fees	No	No	\$8,500.00	\$9,000.00	\$9,000.00	\$9,000.00	
<b>Local Planning Strategy Amendments</b>							
Processing Fee, reflects work. Refund unexpended fees	No	No	\$5,000.00	\$6,000.00	\$6,000.00	\$6,000.00	
<b>Road Closure Applications</b>							
<b>Liquor Licensing - Section 40</b>	No	No	\$450.00	\$450.00	\$200.00	\$200.00	

# Shire of Esperance

## Schedule of Fees and Charges 2019/2020

	Statutory Fee Indicator	GST	2016/17	2017/18	2018/19	2019/20	Variation
<b>Community Amenities....continued</b>							
<b>TOWN PLANNING....continued</b>							
<b>Subdivision Clearances (incl Strata's)</b>							
# not more than 5 lots	Yes	No	Maximum Fee Chargeable under Schedule 2 - Planning and Development Regulations 2009	Maximum Fee Chargeable under Schedule 2 - Planning and Development Regulations 2009	Maximum Fee Chargeable under Schedule 2 - Planning and Development Regulations 2009	Maximum Fee Chargeable under Schedule 2 - Planning and Development Regulations 2009	
# more than 5 lots but not more than 195 lots							
# more than 195 lots							
<b>Performance Bond for Second Hand Transportable Dwellings</b>	No	No	\$10,000 per dwelling (minimum)	\$10,000 per dwelling (minimum)	\$10,000 per dwelling (minimum)	\$10,000 per dwelling (minimum)	
<b>Zoning Certificate (including settlement advice)</b>	Yes	No	Maximum Fee Chargeable under Schedule 2 - Planning and Development Regulations 2009	Maximum Fee Chargeable under Schedule 2 - Planning and Development Regulations 2009	Maximum Fee Chargeable under Schedule 2 - Planning and Development Regulations 2009	Maximum Fee Chargeable under Schedule 2 - Planning and Development Regulations 2009	
<b>Town Planning Enquiry (written response)</b>							
Health, Building & Town Planning Requested Inspections outside of normal Council operations	No	Yes	\$165.00 per hour plus mileage allowance of \$1.10/km	\$165.00 per hour plus mileage allowance of \$1.10/km	\$165.00 per hour plus mileage allowance of \$1.10/km	\$165.00 per hour plus mileage allowance of \$1.10/km	
<b>Cash in Lieu Car park Construction Costs (per bay)</b>	No	No	\$2,500.00	\$2,500.00	\$2,500.00	\$2,500.00	

# Shire of Esperance

## Schedule of Fees and Charges 2019/2020

	Statutory Fee Indicator	GST	2016/17	2017/18	2018/19	2019/20	Variation
<b><u>CEMETERY</u></b>							
Plot Fee (2.4m x 1.2m)	No	Yes	\$1,350.00	\$1,390.00	\$1,410.00	\$1,450.00	◆
Child/Perinatal includes plaque	No	Yes	\$550.00	\$570.00	\$590.00	\$610.00	◆
<b>Burial Fee</b>							
Ordinary Interment	No	Yes	\$1,520.00	\$1,570.00	\$1,600.00	\$1,650.00	◆
Interment of stillborn and Perinatal child (Lawn Section)	No	Yes	\$160.00	\$160.00	\$160.00	\$170.00	◆
Interment of stillborn and Perinatal child (Antenatal Section includes plinth)	No	Yes	\$375.00	\$390.00	\$400.00	\$410.00	◆
<b>Monument Fee</b>							
New Monument Permit fee	No	No	\$160.00	\$160.00	\$170.00	\$175.00	◆
Renovation/Alteration Monument Permit Fee	No	No	\$40.00	\$40.00	\$40.00	\$40.00	
Annual Monumental Masons Licence	No	No	\$250.00	\$260.00	\$270.00	\$280.00	◆
Single Monumental Work Licence	No	No	\$40.00	\$40.00	\$40.00	\$40.00	
<b>Reserving of a memorial plot within the Wall of Remembrance &amp; Memorial Garden</b>							
	No	Yes	\$95.00	\$100.00	\$100.00	\$105.00	◆
<b>Exhumation Fee</b>							
Re-opening of grave	No	Yes	\$1,850.00	\$1,910.00	\$1,970.00	\$2,030.00	◆
Re-interment in new grave	No	Yes	\$1,000.00	\$1,030.00	\$1,060.00	\$1,090.00	◆
<b>Placement of Ashes Fee</b>							
Placement in Burial area	No	Yes	\$175.00	\$180.00	\$180.00	\$185.00	◆
Placement in Cemetery Niche Wall or Memorial Garden	No	Yes	\$460.00	\$470.00	\$480.00	\$490.00	◆
Scattering to the winds within the Cemetery	No	Yes	\$55.00	\$60.00	\$60.00	\$60.00	
<b>Miscellaneous Fees</b>							
Undertakers Annual Licence Fee	No	No	\$250.00	\$260.00	\$270.00	\$280.00	◆
Additional fee for late arrival at Cemetery	No	Yes	\$250.00	\$260.00	\$270.00	\$280.00	◆
For interment of oblong or oversized caskets	No	Yes	\$250.00	\$260.00	\$270.00	\$280.00	◆
Additional fee for interment on a weekend or Public Holiday	No	Yes	\$820.00	\$840.00	\$870.00	\$900.00	◆
Copy of Grant of Right of Burial	No	No	\$150.00	\$150.00	\$150.00	\$150.00	
Removal and replacement of Ledger	No	Yes	\$375.00	\$390.00	\$400.00	\$410.00	◆



# Shire of Esperance

## Schedule of Fees and Charges 2019/2020

	Statutory Fee Indicator	GST	2016/17	2017/18	2018/19	2019/20	Variation
<b>Recreation &amp; Culture</b>							
<b>CIVIC CENTRE</b>							
<b>Auditorium including Main Foyer</b>							
<b>Concert &amp; Stage Plays</b>							
<b>Excluding Kitchen, Bar &amp; Kiosk with theatre lighting</b>							
Day & Evening	No	Yes	\$1,650.00	\$1,700.00	\$1,750.00	\$1,800.00	◆
Day or Evening	No	Yes	\$1,250.00	\$1,290.00	\$1,330.00	\$1,370.00	◆
<b>Conventions, Meetings, Prize Nights etc</b>							
<b>Excluding Kitchen, including Bar &amp; Kiosk and theatre lighting</b>							
Day and Evening	No	Yes	\$1,000.00	\$1,030.00	\$1,050.00	\$1,080.00	◆
Day or Evening	No	Yes	\$720.00	\$740.00	\$750.00	\$770.00	◆
<b>Catwalk/Stage Extension</b>							
Labour cost only per hour	No	Yes	\$55.00	\$55.00	\$60.00	\$60.00	
Kitchen (large) - Commercial catering	No	Yes	\$150.00	\$155.00	\$160.00	\$160.00	
Kitchen (large) - Non-commercial catering	No	Yes	\$75.00	\$75.00	\$80.00	\$80.00	
<b>Stage Rehearsals</b>							
Full lighting/hour	No	Yes	\$150.00	\$155.00	\$160.00	\$165.00	◆
Work lights/hour	No	Yes	\$80.00	\$80.00	\$85.00	\$85.00	
Above charges include front of house manager attendance during performances. Additional staff labour per hour	No	Yes	\$55.00	\$55.00	\$60.00	\$60.00	
<b>Piano Hire - Yamaha G2 Grand</b>	No	Yes	\$165.00	\$170.00	\$175.00	\$180.00	◆
<b>Conversion of theatre to cabaret / cabaret to theatre</b>	No	Yes	18 x Hourly rate	\$1,000.00	\$1,000.00	\$1,080.00	◆
Supervision fee for conversion per hour	No	Yes	\$55.00	\$55.00	\$60.00	\$60.00	
<b>Reception Room including Kitchen and Bar</b>							
<b>Weddings/Dinners/Parties/Concerts</b>							
Whole room, one booking per day	No	Yes	\$520.00	\$540.00	\$560.00	\$575.00	◆
<b>Meeting, Seminars</b>							
Whole room - booking under 3 hours	No	Yes	\$200.00	\$205.00	\$210.00	\$215.00	◆
Whole room - booking over 3 hours	No	Yes	\$270.00	\$280.00	\$290.00	\$300.00	◆
Set up fees for meetings, seminars per hour	No	Yes	\$55.00	\$55.00	\$60.00	\$60.00	
<b>Main Foyer including Bar</b>							
Half Day	No	Yes	\$200.00	\$205.00	\$210.00	\$215.00	◆
Full Day	No	Yes	\$260.00	\$270.00	\$280.00	\$290.00	◆
<b>Whole Complex</b>	No	Yes	10% discount on combined fees for auditorium and reception rooms	10% discount on combined fees for auditorium and reception rooms	10% discount on combined fees for auditorium and reception rooms	10% discount on combined fees for auditorium and reception rooms	
<b>Not For Profit Organisations and Funerals</b>	No	Yes	20% discount on combined fees for auditorium and reception rooms	20% discount on combined fees for auditorium and reception rooms	20% discount on combined fees for auditorium and reception rooms	20% discount on combined fees for auditorium and reception rooms	
<b>Not For Profit Organisations - hourly hire rate</b>	No	Yes	\$55.00	\$55.00	\$60.00	\$60.00	

# Shire of Esperance

## Schedule of Fees and Charges 2019/2020

	Statutory Fee Indicator	GST	2016/17	2017/18	2018/19	2019/20	Variation
<b>Recreation &amp; Culture....continued</b>							
<b><u>CIVIC CENTRE.... continued</u></b>							
<b>Weekends &amp; Public Holidays</b>	No	Yes	10% surcharge on all fees and charges - calculated after all other discounts.	10% surcharge on all fees and charges - calculated after all other discounts.	10% surcharge on all fees and charges - calculated after all other discounts.	10% surcharge on all fees and charges - calculated after all other discounts.	
<b>Commission on Ticket and Merchandise Sales</b>							
Booking fee per ticket sale	No	Yes	\$5.50	\$4.95	\$4.95	\$4.95	
20% discount on Booking fee for Not For Profit groups							
Commission on merchandise sales	No	Yes	10%	10%	10%	10%	
<b>Bonds</b>							
Venue/Equipment hire bond	No	No	\$500.00	\$500.00	\$500.00	\$500.00	
Liquor bond on sporting clubs and private functions	No	No	\$1,300.00	\$1,300.00	\$1,300.00	\$1,300.00	
<b>Hire of Equipment</b>							
Stages, risers, partition boards, white boards, lecterns, & other small items (per day per item)	No	Yes	\$15.50	\$16.00	\$16.50	\$17.00	◆
Late return fee per item	No	Yes	\$21.00	\$22.00	\$23.00	\$23.00	
Smoke Machine	No	Yes	\$31.00	\$31.00	\$32.00	\$33.00	◆
Advertising Poster Distribution per poster	No	Yes	\$2.50	\$2.50	\$2.50	\$2.50	
Flyer distribution	No	Yes	\$360.00	\$400.00	\$400.00	\$410.00	◆
Set up/pack up labour, cleaning etc, per hour	No	Yes	\$55.00	\$55.00	\$60.00	\$60.00	
PA system for function (2 x speakers, small mixer, mic and stand - including set up)	No	Yes	\$150.00	\$155.00	\$160.00	\$165.00	◆
<b><u>SOUND SHELL</u></b>							
Hire fee more than 3 hours	No	Yes	\$165.00	\$165.00	\$165.00	\$165.00	
Hire fee less than 3 hours	No	Yes		\$100.00	\$100.00	\$100.00	
Multiple Bookings by same organisation	No	Yes			5 for the price of 3	5 for the price of 3	
Bond	No	No	\$100.00	\$100.00	\$100.00	\$100.00	
<b><u>WILD FLOWER PICKING RIGHTS</u></b>							
Annual fee payable by persons authorised to pick wildflowers. Maximum 10 per year.	No	No	\$140.00	\$145.00	\$145.00	\$149.50	◆
<b><u>SPORTING ASSOCIATION GROUND FEES (Summer 2018/19; Winter 2019)</u></b>							
Charge per 'Unit' -	No	Yes		\$365.00	\$385.00	\$405.00	◆
Esperance Agricultural Show (0.5% of previous years sporting ground maintenance cost budget)	No	Yes		\$1,636.00	\$1,720.00	\$1,760.00	◆
<b><u>Casual Ground Hire Charges</u></b>							
<b><i>Non Commercial/Not for Profit (incl schools) morning/afternoon or evening session (booking within school hours charged as 1 session)</i></b>							
Old Hockey Oval	No	Yes		\$40.00	\$45.00	\$50.00	◆
Little /Lords/10,000m2 of Multi-Sports/Overflow Camping-Circus	No	Yes		\$75.00	\$75.00	\$80.00	◆
Ovals (Ports, Esp, Newtown, Gibson)/20,000m2 of Multi-Sports	No	Yes		\$130.00	\$130.00	\$130.00	
Whole of Multi-Sports (40,000m2)	No	Yes		\$200.00	\$200.00	\$200.00	

# Shire of Esperance

## Schedule of Fees and Charges 2019/2020

	Statutory Fee Indicator	GST	2016/17	2017/18	2018/19	2019/20	Variation
<b>Recreation &amp; Culture....continued</b>							
<b>Non Commercial/Not for Profit (incl schools) 2 or more sessions</b>							
Old Hockey Oval	No	Yes		\$55.00	\$60.00	\$70.00	◆
Little /Lords/10,000m2 of Multi-Sports/Overflow Camping-Circus	No	Yes		\$90.00	\$100.00	\$110.00	◆
Ovals (Ports, Esp, Newtown, Gibson)/20,000m2 of Multi-Sports	No	Yes		\$150.00	\$160.00	\$170.00	◆
Whole of Multi-Sports (40,000m2)	No	Yes		\$250.00	\$250.00	\$280.00	◆
<b>Commercial Rate - morning/afternoon or evening session</b>							
Old Hockey Oval	No	Yes		\$160.00	\$175.00	\$190.00	◆
Little /Lords/10,000m2 of Multi-Sports/Overflow Camping-Circus	No	Yes		\$300.00	\$300.00	\$330.00	◆
Ovals (Ports, Esp, Newtown, Gibson)/20,000m2 of Multi-Sports	No	Yes		\$520.00	\$520.00	\$520.00	
Whole of Multi-Sports (40,000m2)	No	Yes		\$800.00	\$800.00	\$800.00	
<b>Commercial Rate 2 or more sessions</b>							
Old Hockey Oval	No	Yes		\$220.00	\$240.00	\$265.00	◆
Little /Lords/10,000m2 of Multi-Sports/Overflow Camping-Circus	No	Yes		\$350.00	\$380.00	\$420.00	◆
Ovals (Ports, Esp, Newtown, Gibson)/20,000m2 of Multi-Sports	No	Yes		\$600.00	\$600.00	\$650.00	◆
Whole of Multi-Sports (40,000m2)	No	Yes		\$1,000.00	\$1,000.00	\$1,025.00	◆
Equestrian Club	No	Yes	+20% Loading on above rates	+20% Loading on above rates	+20% Loading on above rates	+20% Loading on above rates	
Powered Site per night (2 people)	No	Yes	\$32.00	\$33.00	\$34.00	\$35.00	◆
Unpowered Site per night (2 people)	No	Yes	\$26.00	\$27.00	\$28.00	\$30.00	◆
Extra person per site	No	Yes	\$5.00	\$5.00	\$5.00	\$5.00	
Oval Lighting Fees	No	Yes	Cost Recovery + \$2.50/hr commission	Cost Recovery + \$2.50/hr commission	Cost Recovery + \$2.50/hr commission	Cost Recovery + \$2.50/hr commission	
<b>Ground Hire Bonds</b>							
Ground hire bond	No	No	\$500.00	\$500.00	\$500.00	\$500.00	
Liquor bond	No	No	\$1,300.00	\$1,300.00	\$1,300.00	\$1,300.00	
<b>WATER CHARGES</b>							
Eastern Suburbs Water Charges - consumption fee per kilolitre	No	No	\$0.69	\$0.71	\$0.73	\$0.75	◆
Southern Suburbs Water Charges - consumption fee per kilolitre	No	No	\$0.69	\$0.71	\$0.73	\$0.75	◆

# Shire of Esperance

## Schedule of Fees and Charges 2019/2020

	Statutory Fee Indicator	GST	2016/17	2017/18	2018/19	2019/20	Variation
<b>Recreation &amp; Culture....continued</b>							
<b><u>BAY OF ISLES LEISURE CENTRE</u></b>							
<b>Aquatic</b>							
Adult	No	Yes	\$7.20	\$7.40	\$7.50	\$7.50	
Under 5 supervisor 1:1 ratio Watch Around Water	No	No	Nil	Nil	Nil	Nil	
Child (0-16 years)	No	Yes	\$4.10	\$4.20	\$4.20	\$4.20	
Concession (Student, Health Care, Senior and Concession Card Holders)	No	Yes	\$4.75	\$4.80	\$4.80	\$5.00	◆
Last Hour 50% Discount - applies to gym and pool entries only for the last hour operation	No	Yes				50% Discount	◆
Spectator	No	Yes	\$1.00	\$1.00	\$1.00	\$1.00	
Companion Card Holders Carer	No	No		Nil	Nil	Nil	
Esperance Amateur Swim Club - volunteer spectator fee waiver - swim trial nights only	No	No			Nil	Nil	
Family Pass (2 adults + 2 children)	No	Yes	\$17.00	\$17.50	\$17.50	\$17.50	
Family Pass additional child	No	Yes	\$3.10	\$3.20	\$3.20	\$3.20	
Day Pass (Wet & Dry only)	No	Yes		\$25.00	\$25.00	\$25.00	
Week Pass Wet	No	Yes		\$20.00	\$20.00	\$21.00	◆
Week Pass Dry	No	Yes		\$30.00	\$30.00	\$32.50	◆
Week Pass Wet & Dry	No	Yes		\$40.00	\$40.00	\$45.00	◆
Lane Hire Commercial (per hr)	No	Yes	\$15.00	\$15.00	\$15.00	\$15.00	
Lane Hire Non Commercial (per hr)	No	Yes	\$6.10	\$6.10	\$6.10	\$6.10	
Lane Hire Esperance Amateur Swimming Club per hr - Discount - Commencement date 1 October	No	Yes	50% of Lane Hire Non-Commercial	50% of Lane Hire Non-Commercial	50% of Lane Hire Non-Commercial	40% of Lane Hire Non-Commercial	◆
Rehabilitation Pool Hire (per hr)	No	Yes	\$20.00	\$20.00	\$20.00	\$20.00	
Rehabilitation Pool Hire Not For Profit (per hr)	No	Yes		50% discount	50% discount	50% discount	
Swimming Carnival Hire - Lap Pool 8 Lanes including entry *10:30am-2:30pm	No	Yes	\$1,200.00	\$1,200.00	\$1,250.00	\$1,250.00	
Exclusive Pool Hire outside operating hours (per hr), excluding entrance fee	No	Yes	\$120.00	\$130.00	\$140.00	\$150.00	◆
Additional lifeguard per hour	No	Yes				\$60.00	◆
<b>10 Visit Aquatic Multipasses - Discount</b>	No	Yes	5.00%	5.00%	5.00%	5.00%	
<b>NB: Permanent Staff access (as per Shire Staff Policy)</b>							
Gold Coin/Free Entry Days - includes creche - (maximum 4 per year)	No	Yes					
<b>Crèche</b>							
Child (minimum fee up to 1.5 hours)	No	Yes	\$6.50	\$6.70	\$6.80	\$6.90	◆
Additional Child (up to 1.5 hours)	No	Yes	\$4.40	\$4.80	\$5.00	\$5.10	◆
Child (up to 3 hours)	No	Yes	\$10.80	\$11.20	\$11.50	\$11.60	◆
Additional Child (up to 3 hours)	No	Yes	\$6.50	\$7.00	\$7.20	\$7.30	◆
<b>Health And Fitness</b>							
Dry Casual Visit - Gym or Class	No	Yes	\$14.00	\$15.00	\$15.00	\$15.00	
Dry Concession Casual Visit	No	Yes	\$10.50	\$11.00	\$11.00	\$11.00	
Half hour Class Casual Entry	No	Yes				\$8.00	◆
Gym Appraisal & Visit (non-member)	No	Yes	\$53.00	\$53.00	\$63.00	\$63.00	
Gym Program & Visit (non-member)	No	Yes	\$53.00	\$53.00	\$63.00	\$63.00	
Personal Training Session 1/2 hour	No	Yes	\$45.00	\$45.00	\$55.00	\$55.00	
Personal Training Session 1 hour	No	Yes	\$65.50	\$65.50	\$80.00	\$80.00	
Group Personal Training Session 1/2 hour (max 5 participants - 1 Instructor)	No	Yes	\$80.00	\$80.00	\$120.00	\$120.00	
Group Personal Training Session 1 hour (max 5 participants - 1 Instructor)	No	Yes	\$125.00	\$125.00	\$150.00	\$150.00	

# Shire of Esperance

## Schedule of Fees and Charges 2019/2020

	Statutory Fee Indicator	GST	2016/17	2017/18	2018/19	2019/20	Variation
<b>Recreation &amp; Culture....continued</b>							
<b>BAY OF ISLES LEISURE CENTRE....continued</b>							
<b>Consultation Room Hire - As per MOU with Personal Trainers</b>							
30 min session	No	Yes	\$5.20	\$5.20	\$10.00	\$10.00	
Additional participant (max 6) fee per additional participant	No	Yes	\$2.60	\$2.60	\$4.00	\$4.00	
1 hour session	No	Yes	\$10.40	\$10.40	\$20.00	\$20.00	
Additional participant (max 6) fee per participant	No	Yes	\$5.20	\$5.20	\$8.00	\$8.00	
<b>Room Bookings</b>							
Sports Hall non commercial (per hour)	No	Yes	\$44.00	\$45.30	\$50.00	\$60.00	◆
Sports Hall commercial (per hour)	No	Yes	\$93.00	\$96.00	\$100.00	\$120.00	◆
Sports Hall after hours (per hour)	No	Yes	\$120.00	\$140.00	\$150.00	\$160.00	◆
Meeting Room (per hour)	No	Yes		\$30.00	\$35.00	\$40.00	◆
Meeting Room non commercial (per hour)	No	Yes		\$15.00	\$20.00	\$20.00	
Meeting Room (per day Management Discretion)	No	Yes				\$160.00	◆
Meeting Room sporting clubs/internal	No	Yes		Nil	Nil	Nil	
Front Foyer Commercial Advertising Fee (Yearly)	No	Yes			\$100.00	\$100.00	
<b>Swim School</b>							
Swim Lesson 1/2 hr (includes entry)	No	No				\$14.00	◆
Swim Lesson 1 to 1, 1/2 hr (includes entry)	No	No				\$42.50	◆
Swim Lesson 1 to 2 per participant, 1/2 hr (includes entry)	No	No				\$29.50	◆
Junior Lifeguard Club (includes entry)	No	No				\$16.00	◆
Squad per lesson (includes entry)	No	No				\$16.00	◆
Bronze Medallion- Full Course (includes manual)	No	No	\$175.00	\$180.00	\$180.00	\$180.00	
Bronze Medallion- Requalification	No	No	\$80.00	\$85.00	\$85.00	\$85.00	
Resuscitation - Full course	No	No	\$80.00	\$85.00	\$85.00	\$85.00	
Resuscitation - Requalification	No	No	\$80.00	\$85.00	\$85.00	\$85.00	
Heartbeat Club/No Certificate CPR Groups	No	No				\$25.00	◆
<b>Miscellaneous</b>							
Equipment Hire (swimming aids max 3 pieces)	No	Yes	\$4.00	\$4.50	\$5.00	\$5.00	
Large Aquatic Run (group hire per hour)	No	Yes	\$75.00	\$80.00	\$80.00	\$80.00	
Small Aquatic Run (group hire per hour)	No	Yes	\$55.00	\$60.00	\$60.00	\$65.00	◆
Aquatic Run Individual Fee	No	Yes			\$2.00	\$2.00	
Parties - per person	No	Yes	\$19.50	25% disc on entry	25% disc on entry	25% disc on entry	
<b>Memberships</b>							
<b>12 month membership</b>							
<b>Adult</b>							
Wet	No	Yes	\$562.00	\$577.00	\$585.00	\$585.00	
Dry	No	Yes	\$815.00	\$833.00	\$843.00	\$853.00	◆
Full	No	Yes	\$1,033.00	\$1,057.50	\$1,071.00	\$1,078.00	◆
<b>Concession (Student, Health Care, Senior and Concession Card Holders)</b>	No	Yes	20% disc	20% disc	20% disc	20% disc	
<b>Under 16 Child WET Membership</b>	No	Yes			20% disc on concession	20% disc on concession	
<b>Family 2 Adults &amp; 2 Children (under 18 yrs)</b>							
Wet	No	Yes	\$1,124.00	\$1,170.00	\$1,220.00	\$1,220.00	
Full	No	Yes	\$2,065.00	\$2,127.00	\$2,180.00	\$2,180.00	
Additional family child member	No	Yes	\$138.00	\$164.00	\$170.00	\$170.00	
Membership Discount Card (Full Memberships only)	No	Yes	5% disc on all products	5% disc on all products	5% disc on all products	5% disc on all products	

# Shire of Esperance

## Schedule of Fees and Charges 2019/2020

	Statutory Fee Indicator	GST	2016/17	2017/18	2018/19	2019/20	Variation
<b>Recreation &amp; Culture....continued</b>							
<b><u>BAY OF ISLES LEISURE CENTRE....continued</u></b>							
<b>Direct debit memberships (perpetual minimum sign up 6 weeks)</b>							
<b>Adult</b>							
Wet (fortnightly)	No	Yes	\$22.92	\$23.50	\$24.50	\$24.50	
Dry (fortnightly)	No	Yes	\$31.40	\$32.00	\$34.50	\$34.80	◆
Full (fortnightly)	No	Yes	\$39.70	\$41.00	\$43.20	\$43.80	◆
<b>Concession (Student, Health Care, Senior and Concession Card Holders)</b>							
No	Yes	20% disc	20% disc	20% disc	20% disc	20% disc	
<b>Family 2 Adults &amp; 2 Children (under 18 yrs)</b>							
Wet (fortnightly)	No	Yes	\$43.92	\$45.00	\$49.00	\$49.00	
Full (fortnightly)	No	Yes	\$79.40	\$82.00	\$86.00	\$87.60	◆
Additional family member (fortnightly)	No	Yes	\$5.30	\$6.50	\$8.50	\$8.50	
Insurance and workers compensation memberships Wet 12 weeks only (Rehabilitation)	No	Yes		\$191.00	\$197.00	\$200.00	◆
Insurance and workers compensation memberships Dry 12 weeks only (Rehabilitation)	No	Yes		\$242.00	\$254.00	\$257.00	◆
Insurance and workers compensation memberships Full 12 weeks only (Rehabilitation)	No	Yes		\$296.00	\$307.00	\$310.00	◆
<b>Membership Administration</b>							
Option A: 20+ Employees	No	Yes	15% discount off any 12 month membership	15% discount off any 12 month membership	15% discount off any 12 month membership	15% discount off any 12 month membership	
Option B: 5-19 Employees	No	Yes	5% discount off any 12 month membership	5% discount off any 12 month membership	5% discount off any 12 month membership	5% discount off any 12 month membership	
Fly In, Fly Out Memberships - Pre paid and direct debit memberships	No	Yes	Adult 12 month membership prepaid receive discount. No direct debit. Buy 12 for the price of 6.	Adult memberships receive a 50% discount	Adult memberships receive a 50% discount	Adult memberships receive a 50% discount	
Membership 12 month bonus	No	Yes	12 month pre paid members who renew their membership (prior to expiry) receive 1 additional month	Pre paid Members who renew their membership (prior to expiry) receive 1 additional month. Direct Debit members on their anniversary date receive one direct debit payment free	Pre paid Members who renew their membership (prior to expiry) receive 1 additional month. Direct Debit members on their anniversary date receive one direct debit payment free	Pre paid Members who renew their membership (prior to expiry) receive 1 additional month. Direct Debit members on their anniversary date receive one direct debit payment free	

# Shire of Esperance

## Schedule of Fees and Charges 2019/2020

	Statutory Fee Indicator	GST	2016/17	2017/18	2018/19	2019/20	Variation
<b>Recreation &amp; Culture....continued</b>							
<b><u>BAY OF ISLES LEISURE CENTRE....continued</u></b>							
Membership Referral Bonus	No	Yes	Existing members pre paid who refer a new member receive 2 weeks additional membership. Direct Debit Memberships receive one payment cycle free.	Existing members pre paid who refer a new member receive 2 weeks additional membership. Direct Debit Memberships receive one payment cycle free.	Existing members pre paid who refer a new member receive 2 weeks additional membership. Direct Debit Memberships receive one payment cycle free.	Existing members pre paid who refer a new member receive 2 weeks additional membership. Direct Debit Memberships receive one payment cycle free.	
Promotional Events H&F Free entry - includes creche - (limited to 4 times a year)							
Promotional Members - Bring a Friend for Free (Management Discretion)							
Promotional Discounting	No	Yes	7 day trial promotion event week pass	7 day trial promotion event week pass	7 day trial promotion event week pass	7 day trial promotion event week pass	
Promotional Discounting	No	Yes	Up to 20% discount or time extension applied to specific scheduled membership promotions	Up to 20% discount or time extension applied to specific scheduled membership promotions	Up to 20% discount or time extension applied to specific scheduled membership promotions	Up to 20% discount or time extension applied to specific scheduled membership promotions	
<b><u>LIBRARY</u></b>							
Overdue items (per item/week)	No	No	\$0.60	\$0.60	\$0.65	\$0.65	
Lost/Damaged item administration charge (plus full restoration cost)	No	No	\$15.00	\$15.00	\$15.00	\$15.00	
<b>Public Internet Access</b>							
Quarter hour	No	Yes	\$2.00	\$2.00	\$2.00	\$2.00	
Half hour	No	Yes	\$4.00	\$4.00	\$4.00	\$4.00	
One hour	No	Yes	\$6.00	\$6.00	\$6.00	\$6.00	
Temporary Visitor Bond 1 (TV1)	No	No	\$20.00	\$25.00	\$25.00	\$25.00	
Temporary Visitor Bond 2 (TV2)	No	No	\$50.00	\$60.00	\$60.00	\$60.00	



# Shire of Esperance

## Schedule of Fees and Charges 2019/2020

	Statutory Fee Indicator	GST	2016/17	2017/18	2018/19	2019/20	Variation
<b>Recreation &amp; Culture....continued</b>							
<b>ESPERANCE MUNICIPAL MUSEUM</b>							
Adults	No	Yes	\$8.00	\$8.00	\$8.50	\$8.50	
Children	No	Yes	\$3.00	\$3.00	\$3.50	\$3.50	
Pensioners/Seniors	No	Yes	\$6.00	\$6.00	\$6.50	\$6.50	
Group of 10 or more per person	No	Yes	\$6.00	\$6.00	\$6.00	\$6.00	
Family - 2 adults, 2 children	No	Yes	\$20.00	\$20.00	\$20.00	\$20.00	
Gold Coin/Free Entry Days (maximum 6 per year)	No	Yes					◆
<b>Transport</b>							
<b>AERODROME</b>							
RPT and Charter Passenger Terminal Usage Fee (passengers under 2 years exempt. REX as per negotiated contract.)	No	Yes	\$24.00	\$25.00	\$26.00	\$27.00	◆
<b>Landing Fees (collected by Avdata on Council's behalf)</b>							
Aircraft 0 - 2000kg flat rate	No	Yes	\$12.00	\$12.50	\$13.00	\$13.50	◆
Aircraft 2001 - 15000kg per 1000 kg or part thereof	No	Yes	\$12.00	\$12.50	\$13.00	\$13.50	◆
Aircraft >15000kg per 1000kg or part thereof	No	Yes	\$35.50	\$36.50	\$37.50	\$38.50	◆
Annual fee for private aircraft less than 2000kg - per year per aircraft. (Optional)	No	Yes	\$120.00	\$125.00	\$130.00	\$135.00	◆
Annual fee for private aircraft greater than 2000kg - per year per aircraft. (Optional)	No	Yes	\$12.00 per 1,000kg x 10	\$12.50 per 1,000kg x 10	\$13.00 per 1,000kg x 10	\$13.50 per 1,000kg x 10	◆
Annual fee for commercial aircraft less than 4000kg - per year per aircraft. (Optional)	No	Yes	\$1,250.00	\$1,300.00	\$1,350.00	\$1,400.00	◆
<b>Landing Fee Concessions</b>							
Aircraft <30000kg MTOW paying passenger service fee exempt							
Upon prior request & approved by CEO, aircraft used for charity and fund raising related service.	No	No	Nil	Nil	Nil	Nil	
Royal Flying Doctor Service	No	No	Nil	Nil	Nil	Nil	
<b>Aircraft Parking Fee</b> - per week or part thereof (3 days or less free) excluding RPT	No	Yes	\$55.00	\$57.00	\$60.00	\$62.00	◆
<b>Terminal</b>							
Hire of Meeting Room (excluding Shire of Esperance and Airport Contractors) - half day or part thereof	No	Yes	\$60.00	\$65.00	\$65.00	\$65.00	
Hire of Meeting Room (excluding Shire of Esperance and Airport Contractors) - full day or part thereof	No	Yes	\$120.00	\$130.00	\$130.00	\$130.00	
<b>Security</b>							
Security Swipe Card	No	Yes	\$55.00	\$57.00	\$60.00	\$62.00	◆
Replacement Security Swipe Card	No	Yes	\$55.00	\$57.00	\$60.00	\$62.00	◆
<b>Reporting Officer</b>							
Reporting Officer Callout	No	Yes	\$100.00	\$110.00	\$115.00	\$120.00	◆
Reporting Officer Callout Fee Per Hour or part thereof	No	Yes	\$65.00	\$70.00	\$75.00	\$80.00	◆
<b>HIRE OF SIGNS</b>							
Roadworks Signs	No	Yes	\$10.00	\$10.00	\$10.00	\$10.00	
Roadworks Cones	No	Yes	\$3.80	\$4.00	\$4.00	\$4.00	
Free Community Events	No	No			Nil	Nil	
<b>Identilite Street Signs</b>							
Per annum fee rental	No	Yes	\$1,080.00	\$1,110.00	\$1,150.00	\$1,200.00	◆
<b>PRIVATE WORKS</b>							
Subject to availability of Shire resources	No	Yes	At Cost + 40%	At Cost + 40%	At Cost + 40%	At Cost + 40%	
Private works for non profit community groups	No	Yes		At Cost	At Cost	At Cost	
<b>DRAINAGE HEADWORKS</b>							
Determined on site specific basis case by case	No	Yes	At Cost + 10%	At Cost + 10%	At Cost + 10%	At Cost + 10%	



# Shire of Esperance

## Schedule of Fees and Charges 2019/2020

	Statutory Fee Indicator	GST	2016/17	2017/18	2018/19	2019/20	Variation
<b>Economic Services</b>							
<b>ESPERANCE VISITOR CENTRE</b>							
Display per brochure for local businesses (excluding bookeasy clients)	No	Yes	\$95.00	\$100.00	\$100.00	\$100.00	
Display of brochure - Business outside Esperance Shire - Annual Fee	No	Yes	\$160.00	\$160.00	\$165.00	\$170.00	◆
Advertising Panels - External wall Visitor Centre - Annual Fee	No	Yes	\$250.00	\$250.00	\$250.00	\$250.00	
Booking commissions	No	Yes	12%	12%	12%	12%	
Staff assistance with Bookeasy/website	No	Yes			\$50/hr	\$50/hr	
Consignment rate on souvenirs	No	Yes			20%	20%	
<b>BUILDING CONTROL</b>							
<b>Applications for building permits, demolition permits</b>							
Certified application for a building permit (s. 16(1)) -							
a) for building work for a Class 1 or Class 10 building or incidental structure	Yes	No	Maximum fees applicable as per <i>Building Act 2011</i>	Maximum fees applicable as per <i>Building Act 2011</i>	Maximum fees applicable as per <i>Building Act 2011</i>	Fees applicable as per <i>Building Act 2011</i> and associated legislation	◆
(b) for building work for a Class 2 to Class 9 building or incidental structure	Yes	No					
Uncertified application for a building permit (s. 16(1))	Yes	No					
Application for a demolition permit (s. 16(1)) —							
(a) for demolition work in respect of a Class 1 or Class 10 building or incidental structure	Yes	No					
(b) for demolition work in respect of a Class 2 to Class 9 building	Yes	No					
Application to extend the time during which a building or demolition permit has effect (s. 32(3)(f))	Yes	No					
<b>Application for occupancy permits, building approval</b>							
Application for an occupancy permit for a completed building (s. 46)	Yes	No	Maximum fees applicable as per <i>Building Act 2011</i>	Maximum fees applicable as per <i>Building Act 2011</i>	Maximum fees applicable as per <i>Building Act 2011</i>	Fees applicable as per <i>Building Act 2011</i> and associated legislation	◆
Application for a temporary occupancy permit for an incomplete building (s. 47)	Yes	No					
Application for modification of an occupancy permit for additional use of a building on a temporary basis (s. 48)	Yes	No					
Application for a replacement occupancy permit for permanent change of the building's use, classification (s. 49)	Yes	No					
Application for an occupancy permit or building approval certificate for registration of strata scheme, plan of re-subdivision (s. 50(1) and (2))	Yes	No					
Application for an occupancy permit for a building in respect of which unauthorised work has been done (s. 51(2))	Yes	No					
Application for a building approval certificate for a building in respect of which unauthorised work has been done (s. 51(3))	Yes	No					
Application to replace an occupancy permit for an existing building (s. 52(1))	Yes	No					
Application for a building approval certificate for an existing building where unauthorised work has not been done (s. 52(2))	Yes	No					
Application to extend the time during which an occupancy permit or building approval certificate has effect (s. 65(3)(a))	Yes	No					

# Shire of Esperance

## Schedule of Fees and Charges 2019/2020

	Statutory Fee Indicator	GST	2016/17	2017/18	2018/19	2019/20	Variation					
<b>Economic Services....continued</b>												
<b><u>BUILDING CONTROL....continued</u></b>												
<b>Other applications</b>												
Application as defined in regulation 31 (for each building standard in respect of which a declaration is sought)	Yes	No	Maximum fees applicable as per Building Act 2011	Maximum fees applicable as per Building Act 2011	Maximum fees applicable as per Building Act 2011	Fees applicable as per <i>Building Act 2011</i> and associated legislation	◆					
<b>All Building Applications (Mandatory)</b>												
<b>Building Services Levy</b>												
Building Permit - \$45,000 or Less	Yes	No	Maximum fees applicable as per <i>Building Act 2011</i> and associated legislation	Maximum fees applicable as per <i>Building Act 2011</i> and associated legislation	Maximum fees applicable as per <i>Building Act 2011</i> and associated legislation	Maximum fees applicable as per <i>Building Act 2011</i> and associated legislation						
Building Permit - Over \$45,000	Yes	No										
Demolition Permit - \$45,000 or Less	Yes	No										
Demolition Permit - Over \$45,000	Yes	No										
Occupancy Permit for approved building work- \$45,000 or Less	Yes	No										
Occupancy Permit for approved building work - Over \$45,000	Yes	No										
Building Approval certificate for approved building work-\$45,000 or Less	Yes	No										
Building Approval certificate for approved building work-Over \$45,000	Yes	No										
Occupancy Permit for Unauthorised Building Work - \$45,000 or Less	Yes	No										
Occupancy Permit for Unauthorised Building Work - Over \$45,000	Yes	No										
Building Approval Certificate for Unauthorised Building Work - \$45,000 or Less	Yes	No										
Building Approval Certificate for Unauthorised Building Work - Over \$45,000	Yes	No										
<b>Building Construction Industry Training Fund Levy</b>												
B.C.I.T.F Levy (for work greater than \$20,000)	Yes	No										
BCITF Accounting Collection fee (Set by BCITF)	Yes	No										
Building Services Levy Administration Fee	Yes	No										
<b>Other Building Department Charges</b>												
<b>Fees set at Council's discretion.</b>												
Inspection of pool barriers (regulation 53) not to exceed \$58.45	Yes*	No	Maximum fees applicable as per <i>Building Act 2011</i>	Maximum fees applicable as per Building Act Regulations	\$25.00	\$26.00	◆					
Re-Inspection of pool enclosure	No	Yes			\$25.00	\$87.50	◆					
Application for approval of battery powered smoke alarms (regulation 61)	Yes	No		Maximum fees applicable as per Building Act Regulations	Maximum fees applicable as per <i>Building Regulations 2012</i>	\$179.00	◆					
Request for Certificate of Design Compliance Class 1 New Dwellings, Major Additions/Alterations	Yes	Yes				0.15% of construction value including GST but not less than \$500	◆					

# Shire of Esperance

## Schedule of Fees and Charges 2019/2020

	Statutory Fee Indicator	GST	2016/17	2017/18	2018/19	2019/20	Variation
<b>Economic Services....continued</b>							
<b><u>BUILDING CONTROL....continued</u></b>							
<b>Fees set at Council's discretion....continued</b>							
Request for Certificate of Design Compliance Class 1 Dwelling - Additions/Alterations (Minor Works Only)	Yes	Yes				0.15% of construction value including GST but not less than \$175	◆
Request for Certificate of Design Compliance Class 10 Building Only	Yes	Yes	0.25% of construction value including GST but not less than \$125	0.25% of construction value including GST but not less than \$125	0.25% of construction value including GST but not less than \$175	0.25% of construction value including GST but not less than \$175	
Request for Certificate of Design Compliance Class 2-9	Yes	Yes	0.18% of construction value including GST but not less than \$440	0.18% of construction value including GST but not less than \$440	0.25% of construction value including GST but not less than \$440	0.25% of construction value including GST but not less than \$450	◆
Request to amend a Building Permit - Minor (Where new Certificate of Design Compliance and Building Permit is not required)	No	No	0.32% of construction value but not less than \$150	\$60.00	\$60.00	\$62.00	◆
Request to provide a Certificate of Construction compliance	No	Yes	\$500 min + GST, Additional inspections @ \$173.25	\$500 min + GST, Additional inspections @ \$165	\$550 min including GST, Additional inspections @ \$165	\$565 min including GST, Additional inspections @ \$165	◆
Request to provide a Certificate of Building compliance	No	Yes	\$500 min + GST, Additional inspections @ \$165	\$500 min + GST, Additional inspections @ \$165	\$550 min including GST, Additional inspections @ \$165	\$565 min including GST, Additional inspections @ \$165	◆
Building Information - Copies of Permits, Records and Building Approval certificates	No	No	\$60 per 30 mins (Minimum \$60)	\$60 per 30 mins (Minimum \$60)	\$60 per 30 mins (Minimum \$60)	\$60 per 30 mins (Minimum \$60)	
Building Inspection Fee	No	Yes		\$165.00	\$165.00	\$165.00	
Written advice from Building Surveyor	No	Yes		\$165.00	\$165.00	\$165.00	
<b><u>PROCEEDS SALE OF BOOKS</u></b>							
"Esperance Yesterday & Today"	No	Yes	\$5.00	\$5.00	\$5.00	\$5.00	
"First There Came Ships"	No	Yes	\$10.00	\$10.00	\$10.00	\$10.00	
<b><u>CAMPING FEES</u></b>							
All Council Managed Coastal Reserves - campsite fee per night	No	Yes	\$15.00	\$15.00	\$15.00	\$15.00	

# Shire of Esperance

## Schedule of Fees and Charges 2019/2020

	Statutory Fee Indicator	GST	2016/17	2017/18	2018/19	2019/20	Variation
<b>Economic Services....continued</b>							
<b>CARAVAN PARK FEES</b>							
Use of ablution block (per use, per person)	No	Yes			\$5.00	\$5.00	
<b>Powered Caravan or Tent Site</b>							
Daily rate (2 People)	No	Yes	\$45.00	\$35-\$45	\$35-\$45	\$35-\$45	
Weekly rate (2 people)	No	Yes	\$270.00	\$210-\$270	\$210-\$270	\$210-\$270	
Extra person daily rate	No	Yes	\$5.00	\$5.00	\$5.00	\$5.00	
Extra person weekly rate	No	Yes	\$30.00	\$30.00	\$30.00	\$30.00	
<b>Unpowered Caravan or Tent Site</b>							
Daily rate (2 People)	No	Yes	\$40.00	\$35-\$40	\$35-\$40	\$35-\$40	
Weekly rate (2 people)	No	Yes	\$240.00	\$210-\$240	\$210-\$240	\$210-\$240	
Extra person daily rate	No	Yes	\$5.00	\$5.00	\$5.00	\$5.00	
Extra person weekly rate	No	Yes	\$30.00	\$30.00	\$30.00	\$30.00	
<b>Ensuite Cabins</b>							
Daily rate (2 People)	No	Yes	\$170.00	\$140-\$170	\$140-\$170	\$140-\$170	
Weekly rate (2 people)	No	Yes	\$1,020.00	\$840-\$1020	\$840-\$1020	\$840-\$1020	
Extra person daily rate	No	Yes	\$10.00	\$10.00	\$10.00	\$10.00	
Extra person weekly rate	No	Yes	\$60.00	\$60.00	\$60.00	\$60.00	
<b>Family Cabins</b>							
Daily rate (2 People)	No	Yes		\$120-\$150	\$120-\$150	\$120-\$150	
Weekly rate (2 people)	No	Yes		\$720-\$900	\$720-\$900	\$720-\$900	
Extra person daily rate	No	Yes		\$10.00	\$10.00	\$10.00	
Extra person weekly rate	No	Yes		\$60.00	\$60.00	\$60.00	
<b>Standard Cabins</b>							
Daily rate (2 People)	No	Yes	\$100.00	\$80-\$100	\$80-\$100	\$80-\$100	
Weekly rate (2 people)	No	Yes	\$600.00	\$480-\$600	\$480-\$600	\$480-\$600	
Extra person daily rate	No	Yes	\$10.00	\$10.00	\$10.00	\$10.00	
Extra person weekly rate	No	Yes	\$60.00	\$60.00	\$60.00	\$60.00	
<b>Ocean-View Standard Cabin</b>							
Daily rate (2 People)	No	Yes			\$90-\$120	\$90-\$120	
Weekly rate (2 people)	No	Yes			\$540-\$720	\$540-\$720	
Extra person daily rate	No	Yes			\$10.00	\$10.00	
Extra person weekly rate	No	Yes			\$60.00	\$60.00	
<b>Long-Term Tenants</b>							
Weekly rate (untenanted)	No	Yes			\$90.00	\$90.00	
- Daily rate when tenanted	No	Yes			\$20-30	\$20-30	
Weekly rate (when permanently tenanted)	No	Yes			\$210.00	\$210.00	

# Shire of Esperance

## Schedule of Fees and Charges 2019/2020

	Statutory Fee Indicator	GST	2016/17	2017/18	2018/19	2019/20	Variation
<b>Economic Services....continued</b>							
<b>LOCAL LAWS</b>							
<b>Fencing Local Laws</b>							
Application for a licence where no fees are applicable under the Planning and Development Act 2005 and/or Building Act 2011	No	No	\$100.00	\$103.00	\$105.00	\$108.00	◆
<b>Private Property Local Law</b>							
Application for a permit where no fees are applicable under the Planning and Development Act 2005 and/or Building Act 2011	No	No	\$100.00	\$103.00	\$105.00	\$108.00	◆
<b>Local Government Property Local Law</b>							
<b>Event approvals</b>							
<b>Class 1</b> - The most complex use of the space/ the largest impact on the space. Commercial / large scale presence which minimises opportunities for use of space with other user groups. Multiple aspects requiring assessment.							
<b>Class 2</b> - Moderate use of space / moderate impact on space. Commercial / moderate scale presence which easily allows for access and use of space with other user groups. Multiple aspects requiring assessment.							
<b>Class 3</b> - Minimal use of space / minimal impact on space. Moderate scale use of space, moderate complexity, with low impact on other							
<b>Class 4</b> - Minimal use of space / minimal impact on space. Small scale non-complex use of space with low impact on other user groups.							
<b>Class 5</b> - Minimal impact on space.							
The Shire determines the class of the activity based on factors, including but not limited to, the following:							
Number of participants / individuals / spectators involved in the activity							
Use of roads and car parking							
Approvals required by other agencies							
Structures							
Environmental impact							
Required Management Plans							
Class 1 Fee (per day)*	No	No		\$175.00	\$180.00	\$185.00	◆
Class 2 Fee (per day)*	No	No		\$135.00	\$140.00	\$144.00	◆
Class 3 Fee (per permit)*	No	No		\$100.00	\$105.00	\$108.00	◆
Class 4 Fee (per permit)*	No	No		\$50.00	\$50.00	\$51.00	◆
Class 5 Fee	No	No		Nil	Nil	Nil	
*CEO discretion for community events based around National Celebrations	No	No		Nil	Nil	Nil	
<b>Activities in Thoroughfares and Trading in Thoroughfares and Public Places Local Law</b>							
Miscellaneous fees for Activities in Thoroughfares and Trading in Thoroughfares and Public Places Local Law, where no other fees are							
<b>Class 1</b> - The most complex use of the space/the largest impact on the space. Commercial presence which minimises opportunities for use of space with other user groups.							
<b>Class 2</b> - Moderate use of space / moderate impact on space. Commercial presence which easily allows for access and use of space with other user groups.							
<b>Class 3</b> - Minimal use of space / minimal impact on space. Small scale commercial use of space with low impact on other user groups.							
Hire of Use - Shire Parks, Reserves, Beaches or Foreshore related activities.							
The Shire determines the class of the activity based on factors including but not limited to the following:							
Number of participants / individuals involved in the activity							
Required parking bays							
Signage							
Structures							
Environmental impact							
Proposed usage							

# Shire of Esperance

## Schedule of Fees and Charges 2019/2020

	Statutory Fee Indicator	GST	2016/17	2017/18	2018/19	2019/20	Variation
<b>Economic Services....continued</b>							
<b>LOCAL LAWS....continued</b>							
<b>Commercial Activity – Class 1</b>							
Per occasion	No	No		\$60.00	\$62.00	\$63.00	◆
Up to 1 month	No	No		\$92.00	\$95.00	\$98.00	◆
1-2 months	No	No		\$122.00	\$125.00	\$129.00	◆
6 months	No	No		\$365.00	\$375.00	\$386.00	◆
12 months	No	No		\$730.00	\$750.00	\$772.00	◆
<b>Commercial Activity - Class 2</b>							
Per occasion	No	No		\$50.00	\$50.00	\$51.00	◆
Up to 1 month	No	No		\$74.00	\$75.00	\$77.00	◆
1-2 months	No	No		\$98.00	\$100.00	\$103.00	◆
6 months	No	No		\$295.00	\$305.00	\$314.00	◆
12 months	No	No		\$590.00	\$605.00	\$623.00	◆
<b>Commercial Activity – Class 3</b>							
Per occasion	No	No		\$50.00	\$50.00	\$51.00	◆
Up to 1 month	No	No		\$57.00	\$60.00	\$62.00	◆
1-2 months	No	No		\$75.00	\$75.00	\$77.00	◆
6 months	No	No		\$226.00	\$230.00	\$237.00	◆
12 months	No	No		\$452.00	\$465.00	\$479.00	◆
High Impact Use Fee – Daily Fee	No	No		\$120.00	\$125.00	\$129.00	◆
<b>Trader Fees</b>							
Mobile Food Business – Annual Fee	No	No		Minimum Rate	Minimum Rate	Minimum Rate	
Mobile Food Business – Minimum Fee	No	No		\$50.00	\$50.00	\$51.00	◆
Stallholder / trader – Annual Fee	No	No		\$655.00	\$655.00	\$675.00	◆
Stallholder / trader – Daily Fee	No	No		\$55.00	\$55.00	\$57.00	◆
Stallholder / trader – Community Group / Charity Organisation*	No	No		\$10.00	\$10.00	\$11.00	◆
*charitable organisation means an institution, association, club, society or body whether incorporated or not, the objects of which are of a charitable, benevolent, religious, cultural, educational, recreational, sporting other like nature and from which any member does not receive any pecuniary profit except where the member is an employee or the profit is an honorarium							
Street Entertainers / Buskers – Monthly Fee	No	No		Nil	Nil	Nil	
Trader Power Usage – Half-Day Fee	No	No		\$10.00	\$10.00	\$11.00	◆
Trader Power Usage Full-Day Fee	No	No		\$20.00	\$20.00	\$21.00	◆
Permit to Erect Signs / Advertising – Annual Fee	No	No		\$59.00	\$59.00	\$61.00	◆
<b>Application for an Alfresco Dining permit</b>	No	No	TBD	\$100.00	\$100.00	\$103.00	◆